

A Publication of the  
EFO Collectors' Club  
APS Affiliate #103  
ATA Chapter #94

[www.efocc.org](http://www.efocc.org)

# The EFO Collector



October - December 2016 Volume XLV No. 2 Whole Number 185 ISSN 1099-7377

*Season's Greetings!  
Happy New Year  
Full of EFO Discoveries!*

## Inside This Issue

Exhibiting EFOCC Members	5
John Hotchner: Christmas Margins Due to Misperfs	5
Joseph Monteiro: Eraly Pictorials of India (1929-1935) and Their Varieties	6
Howard Dennis: A New Find	9
Dave Hunt: Definitely Not Spending Big Bucks	9
Dave Hunt: The GB 1969 5d Christmas Stamp	11
Misperfed Partial Rolls Available	12
John Hotchner: Perforations: Not Spending Big Bucks – Part VIII	13
Dave Hunt: Selection of US Christmas Varieties	16
Dave Hunt Presents Auction 146	17
Final Thoughts	27
From Your Editor	3
David Hunt: On Auction 146	3
EFOCC Member Post	3
Treasurer's Report	15
Secretary's Report	16
Auction 145 Realizations	24



*To Err is Human, To Find is Divine*





# Upside down or grounded, Siegel sells them best.



*Robert A. Siegel*

AUCTION GALLERIES, INC.

For information about our auctions or to request a copy of the next sale catalogue and newsletter, please contact:

Robert A. Siegel Auction Galleries, Inc., 60 East 56th Street, 4th Floor, New York, N.Y. 10022

Phone (212) 753-6421 Fax (212) 753-6429 E-mail: [stamps@siegelauctions.com](mailto:stamps@siegelauctions.com)

For on-line catalogues, prices realized and the Siegel Encyclopedia

**[www.siegelauctions.com](http://www.siegelauctions.com)**

## From Your Editor



The October-December 2006 issue was mailed in December 2006, and had a holiday-themed cover. Since then, one thing led to another, and the October-December issue was never published in a manner timely enough to have a holiday-themed cover. For example, in 2014 and 2015, the issues with the holiday-themed cover were the July-September issues, which means that they were mailed in the late November-early December timeframe.

This issue is being mailed in a manner that is timely enough that the October-December issue can have a holiday theme. To celebrate, not only the cover, but some of the editorial contributions are also holiday-themed. The Auction has a more than usual number of holiday-themed lots. Thanks to all who have helped to make this a holiday-themed issue!

Also, be sure to bid at the Auction that always has interesting material. You can always start an “on-the-side” specialization, in addition to your main collecting interests, such as holiday-themed EFOs or, for example, EFOs where a part of the stamps design is missing (check Gary Denis’ find on page 9). As John Hotchner has indicated in the last 8 issues (and continued to do so), hunting EFOs is fun, and does not need to cost an arm and a leg. In many cases, it entails being informed and looking through a dealer’s inventory with an eye for the unusual.

So, your Editor worries about things like publishing each issue in a timely manner (not always successfully), but then, between family, work and other miscellaneous time sinks, other things fall behind. For example, our website is not doing as well lately. I hope to catch up on that soon... The latest work on the website, aside from posting the new Auctions and pictures of the newest issue of *The EFO Collector*, has been of a technical nature, to keep up with the changes in web technology (just in case you wonder, when accessing the website, you will notice that the web address turns to “https” even if you typed in “http” – that is, if your browser displays that detail). So, work for the EFOCC goes on, even when the results are not visible.

Before closing, I want to thank from the bottom of my heart for their support:

- ❖ Our advertisers, who provide substantial support for the EFOCC’s operation,
- ❖ Our editorial contributors, without whom this publication would not be possible,
- ❖ All who help to run the EFOCC,
- ❖ Each one of our Members, without whom this wonderful organization would not exist.

I wish all of you a happy and peaceful Holiday Season and that all your wishes may come true in the New Year.

Cemil

## On Auction 146

David Hunt

Although the weather is mild here in Pennsylvania as I write this, winter and the holiday season are not far off. To get you in the spirit of the season, I have started off auction 146 with a good helping of holiday-themed EFOs. It’s not too early to start your holiday shopping especially if it is for you! Auction 146 contains the usual run of perforation and color misregistrations, but there are also at least four color omitted errors. Three are moderately common and are not very costly (lots 3, 7 and 21); while one (lot 18) is missing not one but three colors and is not common. Christmas Seals are listed in Scott’s even though they do not pay postage and many collectors have a few in their albums. EFOs exist on them as well, and this auction has one color shift and three reverse offsets (lots 83-86) on Seals.

Outside of the holiday theme, a faithful consignor has provided a few more Special Delivery EFOs and there are several quite impressive color shifts on commemoratives (lots 17, 104 and 107). Lot 72 is a nice example of the so-called “high train” on the 2¢ Pan-Am issue, and is unusual in that it is a block of six, as apart from plate blocks, I haven’t seen many multiples of vignette shifts on that series. In putting this auction together I noted half a dozen or so lots that I thought were given very reasonable start bids. I won’t spoil the surprise by identifying them, I’ll let you have the fun of finding your own bargains. ☆



## EFOCC Member Post

**Send for free Auction Catalog.** No buyer’s fee. Victory Stamps, P. O. Box 249, Ladson, SC 29456-0249 or email to: [mail@victorystamps.com](mailto:mail@victorystamps.com)

**WANTED:** \$2 Inverted Jenny material for exhibit. Exceptional and promotional items and printing varieties. David Bize, Tel.: (623)556-4428.

**WANTED:** Valuable United States Major Errors. Scott or Scott-Datz listed or new discoveries. Send photocopies or telephone me (201-343-9239, 11am-7pm). No internet. Jacques Schiff, 211 Johnson Avenue, Apr. 2G, Hackensack, NJ 07601.



## ALL CONTENTS COPYRIGHTED © 2016 BY THE EFO COLLECTORS' CLUB.

Authors and contributors have express permission to reuse of their material elsewhere. Except for material reprinted herein, or material individually copyrighted by the author, material herein may be reprinted elsewhere as long as full credit is given to The EFO Collector, citing the issue date and number and giving the address of the EFOCC Secretary. ♦ The EFO Collector is published quarterly, in March, June, September and December. The submission deadline for any issue is the 15<sup>th</sup> of the month preceding the issue, e.g. 2/15, 6/15, 8/15 and 11/15. Send or e-mail editorial material directly to the Editor. Sample copies of The EFO Collector are available for \$3 from the Secretary. ♦ Membership includes subscription to The EFO Collector. Membership fees are as follows:

	Members with addresses in the U.S. or Canada	Members with addresses elsewhere
One year's dues	\$20.00	\$37.00
One year membership renewal	\$20.00	\$37.00
Two year membership renewal	\$37.00*	\$70.00*
Life membership	\$350.00†	\$500.00

Please make membership renewal checks to "EFOCC" and mail to Treasurer. Charges can be paid via PayPal, subject to a \$2 convenience fee, e-mail Secretary for details. [\*] Each additional year prepaid at the same time is \$17/\$33. [†] \$300 for those older than 65.

### Advertising Rates

	Per Issue	Contract 4 Issues
Full page in color	\$100.00	\$328.00
Half page in color	\$80.00	\$280.00
Quarter page in color	\$65.00	\$244.00
Cover location in color	\$125.00	\$400.00
2 page center spread in color	\$150.00	\$450.00

Single insertion advertisements and from those who are not APS Members must be fully prepaid. Four-issue contract rate advertisers will be invoiced in full upon publication of their first ad. 20% discount for black & white advertising. The deadline for ad copy is the 15<sup>th</sup> of the month preceding the issue. General advertisement inquiries should be directed to the Advertising Director at moek78@msn.com. Advertisement copy related inquiries should be directed to the Editor. Ad payments should be directed to Treasurer. Please make checks payable to "EFOCC".

## EFOCC Officers (2015-2016)

President	<b>Wayne Youngblood</b>	WYStamps@gmail.com	
Vice-President	<b>Cemil Betanov</b> 153 Claudy Lane, New Hyde Park, NY 11040	CemilB@optonline.net	Phone: (516) 849-6604
Auction Director	<b>David Hunt</b> 45 Fairway Drive, Denver, PA 17517	dhhunt@ptdprolog.net	Phone: (717) 445-9420
Treasurer	<b>David Hunt</b> 45 Fairway Drive, Denver, PA 17517	dhhunt@ptdprolog.net	Phone: (717) 445-9420
Secretary	<b>Scott Shaulis</b> P. O. Box 549, Murrys ville, PA 15668-0549	scottshaulis@comcast.net	Phone: (724)733-4134
Editor	<b>Cemil Betanov</b> 153 Claudy Lane, New Hyde Park, NY 11040	CemilB@optonline.net	Phone: (516) 849-6604
Club Member-at-Large	<b>Nancy B. Clark</b> P. O. Box 427, Marstons Mills, MA 02648-0427	nbc@cape.com	Phone: (508) 428-9132
Club Member-at-Large	<b>Edward A. Kennedy</b> 19 Ranier Road, Effort, PA 18330-8829	moek78@msn.com	Phone: (570) 620-2011
Advertising Director	<b>Edward A. Kennedy</b> 19 Ranier Road, Effort, PA 18330-8829	moek78@msn.com	Phone: (570) 620-2011

### EFOCC Member Post Submission Form

Every EFOCC member is entitled to three free 35 word listings per year in the EFOCC Member Post. To use your free listing, please complete this form, and mail it to the Editor. If you wish, you can also e-mail your request to the Editor.


### Help With Members' New Projects Submission Form

If you would like a free listing in The EFO Collector to help you with a new EFO project, please complete this form and mail it to the Editor. If you wish, you can also e-mail your request to the Editor.

I am looking for


Name, address, e-mail:

--



## ■ Exhibiting EFOCC Members ■

### ■ MILCOPEX 2016, September 16-18, Milwaukee, WI

**Alfredo Frohlich**, *Panama – The Evolution of Postal Systems in Panama 1777-1881*, Grand & Gold.

■ Douglas N. & **Nancy B. Clark**, *Street Car R.P.O. Service in the U.S.A.*, Gold, William J. Ulhein Award for Best Americana.

■ **Andrew McFarlane**, *First Days of the 1929 George Rogers Clark Commemorative*, Gold, American Association of Philatelic Exhibitors Award of Excellence Plan and Headings, American First Day Cover Society Award.

### ■ CHICAGOPEX 2016, September 16-18, Chicago, IL

■ **Wayne Youngblood**, *The Posthorn*, Literature - Vermeil.

■ **Wayne Youngblood**, *Topical Time*, Literature - Vermeil.

*Congratulations to our Exhibitor Members!*

## Christmas Margins Due to Misperfs John Hotchner

I have a special fondness for misperfs, and especially those from the edges of sheets showing marginal markings. When our editor asked for a Christmas-theme article, the first thing that came to mind was a new acquisition that is shown here in Figure 1, an 8¢ 1972 Santa Claus shown front and back. This is a very unusual item as the perforations are shifted up in a way that leaves much of the “U.S. Postage 8¢” at the bottom on the interpane margin – perhaps more easily seen from the back.

More often seen examples are shown on various issues in Figure 2. Electric Eye bar inclusions are the highlight. But another possibility is the inclusion of a plate number as seen on the Santa stamp in Figure 3.

One more item needs to be pointed out as there is a feature that should press you to take a look at your own misperf collection. Note in Figure 2 the 8¢ 1973 Raphael misperf. What is missing below the stamp is the title “Raphael National Gallery of Art 8¢ US”.

Well, actually it is not entirely missing. The perforations fall in such a way that only a whiff of the black photogravure title is present, between the perforations. If the perforations were higher by just a hair, that black color would be entirely missing from



2



3



1

the remaining design, and you would have a catalogue-listable error.

To date, none have been reported, but it could exist, and if it is in your collection, wouldn't that be a nice Christmas present!



# Early Pictorials of India (1929-1935) and Their Varieties

Joseph Monteiro

India, the land of mystique and mystery, has always intrigued people from the Western World. Their postage stamps with its unique designs are equally charming. Contrary to what one might expect, the use and printing of postage stamps in India began at an early period in the world of postal history and its messenger service predates such services in most countries. India has also been credited as having printed the first inverted error on a postage stamp, the 4 annas stamp in 1854 which happens to be one of the world's first multi-coloured stamps. In this article, the varieties on the first three pictorial issues on Indian stamps will be examined. Taking one from the early forms of transport to the fascinating archaeology structures that makes India a mysterious land.

## Historical Background

The postal system existed in India long before postage stamps were introduced. Some sources date the messenger service back to the third century B.C. But it was not until 1688, when the East India Company took steps to improve the existing messenger systems in India, that real progress was made. It opened a post office in Bombay, followed by others in Calcutta and Madras. Lord Clive further expanded the services in 1766. In 1774 Warren Hastings made the services available to the general public. The fee charged was two annas per 100 miles [1]. Legally the first steps were taken when The Post Office Act XVII of 1837 was passed, which provided that the Governor-General of India in Council had the exclusive right of conveying letters by post for hire within the territories of the East India Company. Section XX required all private vessels to carry letters at prescribed rates for postage [2].

While this advanced system of delivery existed, the use of postage stamps came much later. India's first stamp, the Scinde Dawk, was introduced in 1852 by Sir Bartle Frere, the British East India Company's administrator of the province of Sind. These stamps were embossed individually onto paper or a wax wafer and the use of it signified prepayment of postage. It was not until 1854 that the first printed stamps of India were issued. Four values were released: ½ anna, 1 anna, 2 annas and 4 annas, featuring the profile of Her Majesty, Queen Victoria. All four values were designed and printed in Calcutta and were issued without perforations or gum. All were lithographed except for the 2 annas value (green), which was produced by typography from copper clichés or from electrotyped plates. The four annas stamp was bi-coloured, the second such stamp in the world [3]. It gained fame in the philatelic world because of the inverted centre error.

## Varieties of Early Pictorials

Three pictorials were issued over the period from 1929 to 1935:

- The Airmail Issue (1929);
- The Inauguration of New Delhi (1931); and
- The Silver Jubilee (1935).

A logical way of examining varieties of any stamp is to first list the major dimensions of a stamp and then to inquire whether varieties have occurred in each of these dimensions. By major dimensions, I mean basic characteristics of a stamp that will not or are unlikely to change over time, for example, paper, perforations, printing process, gum, fluorescence, tagging, colour, etc. There are many types of paper, e.g. plain, watermarked paper, unwatermarked paper. There are also many perforation gauges used to perforate a stamp, e.g. 12x12, 13½x11. Similarly, there are many types of printing processes, e.g. engraving, lithography. These dimensions provide one with a clue of the type of variety that can be expected. In the case of the three Indian pictorial issues, first, the stamps they were printed on plain watermarked paper, so the clue here is likely to be that varieties are likely to arise from the watermarks (i.e. whether the watermark upright, inverted, sideways, or missing the watermark altogether). Second, offset lithography using one or two colours was used to print the stamps. Part of the design in would be printed in one colour and the rest in another colour, requiring two passes through the press. Hence, the flaws that could arise are likely to be from:

- i. the design itself (constant flaws in the master plate),
- ii. the colour differences, and
- iii. the minor shifts in the design.

One could conduct an analysis for each of the other dimensions mentioned above. I shall concentrate on watermarks, colour shades, and constant flaws as most of the varieties on these Indian pictorials have been noted and received catalogue status along these lines.

## The Airmail Issue (1929) – Scott C1–C6 – SG 220-225


The first pictorial on Indian stamps appeared with the Airmail issue of October 22, 1929. The set consists of six values: 2, 3, 4, 6, 8 and 12 annas. The colours of the stamps are as follows: pale green; light blue; olive; ochre; red violet; and reddish brown. The stamps were printed by the Security Printing Press of Nasik, India, using typography on watermarked (i.e. multiple stars W 69) plain non-fluorescent paper in sheets of 128 stamps (16 rows x 8 columns) and perforated with a 14x14 perforating gauge. The size of the stamp is 40.5mm x 24mm (horizontal x vertical). The 2 annas value was released later, on December 2, 1929. The stamps were designed by R. Grant and all the values have the same design. The design on the stamp shows the encircled portrait of King George V at the top right with the value of the stamp at the bottom right in large numerals with ANNAS inscribed below it in small print. At the top centre of the stamp in the form of a semi-circle is inscribed `AIR MAIL` In the centre of the stamp is a large de Havilland biplane above a lake. Below it, in the background are shown hills and a grove of palm trees on the left. Two palm trees with their leafy crowns appear prominent between two hills. At the bottom





centre, in a smaller font with a different script is the name of the country 'INDIA POSTAGE'.

There are three well known varieties on this issue: watermarks; colour shades; and constant flaws.



**Watermarks:** The airmail issue was printed on watermarked paper with multiple stars (see illustration). All the stamps in this series appear on watermarked paper with the multiple stars reversed (see illustration).

**Colour shades:** Colour shades appear on all the six values of the stamps (see illustration above). Since the stamps are monochrome, the number of shade varieties for each value is not large. The colour shades may have resulted either because there was lack of ink in the printing machine or because of colour dye used in the printing may have been slightly different during the printing process.

**Constant flaws:** At least two constant flaws are known to exist on the 8 annas stamp:

1. the top or leafy crown of the second palm tree is missing (stamp 126); and

2. the second 'I' of INDIA has been found with a serif (stamp number is not known) [9].



### The Inauguration of New Delhi (1931) – Scott 129–134 – SG 226-231

The second set of pictorials on Indian stamps appeared with the Inauguration set issued on February 9, 1931. The set consists of six values: ¼ anna; ½ anna; 1 anna; 2 annas; 3 annas; and 1 rupee. The colours of the stamps are as follows: olive and orange-brown; violet and green; mauve and chocolate; green and blue; chocolate and carmine; and green and violet. The stamps were printed by the Security Printing Press of Nasik, India, using offset lithography on watermarked (i.e. multiple stars W 69) plain non-fluorescent paper in sheets of 128 stamps (16 rows x 8 columns) and perforated with a 14x14 perforating gauge. The size of the stamp is 40.5mm x 25.5mm (horizontal x vertical). The stamps were designed by H. W. Barr. The stamps show the following designs: Purana Qila; War Memorial Arch; Council House; The Viceroy House; Secretariat; and Dominion Columns. The values ¼ anna through 3 annas show the encircled portrait of King George V on the right. The highest value (1 rupee) shows the portrait in the centre between the Dominion Columns. The value of the stamp appears in the left bottom corner except on the highest value where it appears in both corners at the bottom. At the top centre of the stamp in the form of a semi-circle is inscribed 'INDIA POSTAGE'. With the exception of the highest value, the name of the designs indicated above appear in very fine print (capitalized) as part of the design (and centered). At the bottom, in a font smaller than the name of the country are the words 'Inauguration of New Delhi 1931' (capitalized).

There are four well known varieties on this issue: watermarks; colour shades; and double print.

**Watermarks:** The Inauguration of New Delhi issue was printed on watermarked paper with multiple stars (see illustration). All the stamps in this series appear on watermarked paper with the multiple stars reversed (see illustration). In addition, it is reported that some of the stamps have been printed with the star watermark pointed to the left.

**Colour shades:** Colour shades appear on all the six values of the stamps (see illustration). These stamps have been printed



using two colours, consequently more varieties can exist than stamps that are monochrome. The permutation and combinations can increase with the greater the number of colours used to print a stamp. It is also worthwhile noting that given the technology of that day and the printing process, one colour was printed first and then the next. The modern lithographic technique uses a colour separation process to obtain the desired colour rather than a die with the desired colour. A colour separation process is a process where one colour is printed on top of another to obtain the desired colour. It therefore leads to different types of errors.

**Double print:** The three well known double print varieties are: 1) ½ anna - War Memorial Arch; 2) 1 anna - Council House; 3) 1 rupee - Dominion Columns.

**Print shifts:** These stamps were printed in two colours, first the outside frame and then the inside or centre design. As a result minor shifts have been noted with one colour with respect to the other. The shift may be up or down, or left or right, or a combination of both.



The Silver Jubilee (1935) – Scott 142–148 – SG 240-246

The third pictorials on Indian stamps appeared in the Silver Jubilee set issued on May 6, 1935. The set consists of seven values: ½ anna; 9 pies; 1 anna, 1¼ annas, 2½ annas, 3½ annas and 8 annas. The colours of the stamps are: emerald green and black; dark green and black; violet and black; brown and black;

orange and black; Prussian blue and black; and purple and black. The stamps were printed by the Security Printing Press of Nasik, India, using offset lithography on watermarked (i.e. multiple stars W 69) plain non-fluorescent paper in sheets of 128 stamps (16x8 – rows x columns) and perforated with a 14x14 perforating gauge. The size of the stamp is 40.5mm x 25.5mm (horizontal x vertical). The stamps were designed by H. W. Barr. They show the following designs: Gateway Of India, Bombay; Victoria Memorial, Calcutta; Rameswaram Temple; Jain Temple, Calcutta; Taj Mahal, Agra; Golden Temple, Amritsar; and Pagoda in Mandalay. The seven values (½ anna to 8 annas) show the encircled portrait of King George V on the right with the values at the bottom left corner. At the top centre of the stamp is inscribed 'INDIA POSTAGE'. The name of the designs indicated above appears at the bottom of the design (centered) in very fine print (capitalized). At the bottom are the words 'Silver Jubilee Commemoration 6th May 1935' (also capitalized).

There are four well known varieties on this issue: watermarks; colour shades; double print; and print shifts.



**Watermarks:** The Silver Jubilee issue was printed on watermarked paper with multiple stars (see illustration). All the stamps in this series appear on watermarked paper with the multiple stars reversed (see illustration).

**Colour shades:** Colour shades appear on all the six values of the stamps (see illustration).

**Double print:** 1) 1 anna: double frame.



**Flaws:** 1) 3½ annas: bird on parapet flaw.

**Print shifts:** Minor print shifts appear on all values.

## Conclusion

In this article, some of the errors on early pictorial stamps issued by India from 1929 to 1935 were examined. Pictorials on Indian stamps did not make its appearance for nearly eighty years after the first postage stamps of India were printed. The pictorials range from airplanes on stamps to archaeological monuments. These pictorials are not too difficult to study as they are not made complicated by the use of different perforators or paper. They should also have special appeal to collectors of Indian stamps who want a change from the monotonous images of the stamps depicting monarchs of that period. They make Indian stamps more colourful and their archaeological designs provide one with insights into a world steeped in intrigue, mystery and religion. For those who want to go further, I would suggest that they search for errors caused by the perforator, such as misperfs, shifted perforations, double perforations, etc. or errors caused by paper folds or creases (printing or perforator); or errors made by the use of different gum. They should also examine some of the in-depth studies on the subject written in India. ❖

## Bibliography

- [1] Datta et al. (2009). Rare stamps of the World, p. 29. See Postage stamps and postal history of India, Wikipedia.
- [2] Acts of the Government of India from 1834 to 1838 inclusive, pp. 65-66.

- [3] India (East India Company), First Issues Collector Club. See footnote 1.
- [4] The name H. Archer was noted in two sources (Indian Postage Stamps - King George VI, [www.indianpostagestamps.com](http://www.indianpostagestamps.com)) and Spink Noble. Questions have been raised as to whether this should have been T. I. Archer. Citations on the matter suggest that it was the latter for two reasons. First, "He [H. W. Barr, designer at Indian Security Press] was succeeded after 1935 in office by T. I. Archer, a name well known to those interested in Indian philately." (See King George V Silver Jubilee Issues of India 1935, Stamps of India: Article of the Month - January 2012 by Madhukar & Savita Jhingan). Second, it has been suggested that the confusion may have been caused by the signature (i.e. "his cursive T and I interlinked to form an 'H'"). A person called H. Archer was involved in the engraving and designing of Bank Notes in India. A look at the signature of H. Archer in connection with bank notes and attached to designs of Indian stamps suggest that they are one and the same person. Stanley Gibbons indicates that the designer is T. I. Archer.
- [5] "To mark the event, India decided to issue a set of three postage stamps to commemorate the Independence Day. The postal department, though busy dividing assets, stores, property, saving bank deposits, pension funds etc., entrusted Mr. T. I. Archer, a Government artist, to prepare designs for the new stamps. The approved designs were sent to Master, India Security Press in Nasik for production and delivery before 15<sup>th</sup> of August." India's First Postage Stamp after Independence, ([www.oldcalcutta.blogspot.ca](http://www.oldcalcutta.blogspot.ca)). Also see Post Independence India – The De La Rue Essays, by Dr. Punit S. Dixit, April-July 2013, Issue 134-135, pp. 12-13, [www.vadophil.org](http://www.vadophil.org).
- [6] Kumar Bayanwala, Indian Postal History 1947-1997. Air India Ltd. (known as Tata Airlines before July 29, 1946) submitted a proposal to the Government of India for the establishment of Air Services between India & U. K. It contemplated the formation of a new company and Air India International (A.I.I.) was registered on 8<sup>th</sup> March 1948.
- [7] Kumar Bayanwala, 15<sup>th</sup> August 1948 - "Gandhiji" - First Indian to be on Stamps of India, Ashok (article posted on the Internet).
- [8] The Most Famous Indian 1948 Gandhi Memorial Stamps, [www.DavidFeldman.com](http://www.DavidFeldman.com).
- [9] Grosvenor W. Bissell, M.D., An Indian Airmail Rarity, The American Philatelist, May 1963, Volume 76, No. 8, p. 580.
- [10] Kumar Bayanwala, see 7 above.

## A New Find

Howard Dennis



Look at the middle stamp with the broken wheel. Have you seen this before? How can you explain it? ❖

**Editor's note:** Please send me any answers for publication in a future issue

## Definitely Not Spending Big Bucks


Dave Hunt

In the last few issues of *The EFO Collector*, John Hotchner has written about collecting EFOs without spending a great deal of money. As further proof that this can be done, I offer this example of the 1966 stamp issued by Great Britain to commemorate the English side's victory in that year's soccer World Cup. I found the stamp on the right in an APS circuit book. It has a nice colour (it is a British stamp, after all) shift, though admittedly a small one, but as it was priced at ten cents, I figured it was worth digging into my pocket to spring for it. ❖



# The Philatelic Foundation Authenticates the Real McCoy!

On Monday, April 4, 2016, a representative of a leading rare stamp auction house brought a Jenny Invert to The Philatelic Foundation's New York offices for authentication on behalf of a potential consignor. The PF's experience and expertise in authenticating this iconic United States rarity is unrivaled, having previously issued Certificates of Authenticity for 84 of the 100 stamps from the original error sheet of the "upside down airplane stamp," including all six of the existing blocks.



The PF's staff immediately began the expertization process, which was led by Executive Director Larry Lyons and Curator Lewis Kaufman. Matched against the PF's detailed records, photos and electronic scans of the Jenny Inverts, the evidence quickly pointed to the possibility that the "patient" was one of the two missing stamps from a famous block of four Jenny Inverts. The block, which was previously owned by Ethel McCoy, was stolen from its exhibition frame in 1955 during an American Philatelic Society convention in Norfolk, Virginia.

The PF staff identified the "patient" to be position 76 from the error sheet of 100. At some time following the block's theft, it was broken into four singles, altered to disguise their identification as stamps from the stolen block. Upon close examination, position 76 was found to have been reperforated at its left side to remove traces of the vertical red guide line from the tips of its perforations. The American Philatelic Society and law enforcement were immediately notified of the identification of this long lost Jenny invert as the Real McCoy!

***Collect with Confidence – with a PF Certificate***



**The Philatelic Foundation**

341 West 38th Street, 5th Floor

New York, NY 10018

Phone: 212-221-6555 • Web: [www.philatelicfoundation.org](http://www.philatelicfoundation.org)



# The GB 1969 5d Christmas Stamp

Dave Hunt



normal



ultramarine omitted



ultramarine shift ("extra child" variety)



Low Queen

# Misperfed Coil Stamps Partial Rolls Available

The EFOCC has some partial rolls or strips of misperfed stamps available for sale. If you are interested in purchasing some, please get in touch with the Auction Director, David Hunt, and we can negotiate prices.

What's available (lot numbers refer to current Auction unless specified otherwise):

1¢ Omnibus	Strip of 34	same misperf as auction 146 lot 151
	Strip of 18	perfs through 'n' of omnibus
	Strip of 18	perfs through 'm' of omnibus
	Strip of 27	perfs through first 8 of 1880 (similar to lot 150)
	Strip of 29	ditto
9¢ Capitol	Strip of 10	perfs through 'y' of peaceably
	Strip of 8	perfs through 'b' of peaceably
	Strip of 10	perfs through 'T' of to
	Strip of 18	perfs through 2nd 'e' of peaceably
	Strip of 67	starts with perfs through 1st 'e' of assemble, then perfs gradually shift left to go through 'a' of assemble. 2 lines included.
	Strip of 20	perfs go through 'b' or 'l' of assemble (similar to lot 149)
	Strip of 17	same
	Strip of 42	same (one LP)
13.2¢ Coal Car	Strip of 39	perfs go through 't' of to shifting to 'o' of to (with LP) and shifting further to middle of dome (similar to lot 146)
	Strip of 21	perfs between 'C' and 'o' of Coal
	Strip of 46	perfs through '7' of 1870 (similar to lot 155)
	Strip of 89	perfs through 'u' of bulk (one plate number 2)
	Strip of 39	perfs between 'a-t' of rate
	Strip of 42	perfs between 'r-a' of rate
16.7¢ Popcorn Wagon	Strip of 9	perfs through 'r' of rate
	Strip of 38	perfs between 'o-n' of Wagon
	Strip of 44	same (similar to lot 159)
	Strip of 22	perfs between '1-6' of 16.7
	Strip of 39	same
	Strip of 20	perfs go through '1' of 16.7
	Strip of 80+	perfs go through just right of '1' in 16.7, shifting to just left
	Strip of 200+	perfs through '9' of 1902
29¢ Flag over Mt. Rushmore	Strip of 17	perfs between '9-0' of 1902
	Strip of 22	same
	Strip of 19	perfs through hair at right of Washington's head and through left part of '9' of 29
"F" stamp	Strip of 50-80	same, end of coil and tightly wound
	Strip of 21	perfs through 'F' of Flower
15¢ O.W. Holmes	Strip of 37	perfs through '1' of 15; two LP
	Strip of 92	perfs just through the back of Holmes' head; three LP



# Perforations – Not Spending Big Bucks – Part VIII

John M. Hotchner, P. O. Box 1125, Falls Church, VA 22041, [jmhstamp@verizon.net](mailto:jmhstamp@verizon.net)

Welcome to another installment on EFOs that can be collected without breaking the bank. In the last issue of the EFOC, the installment missed getting a Part number, but it was Part VII. When will this series end? At this point, it's hard to say. There will be at least two more installments, and if readers (who wish to remain anonymous) continue to suggest new categories, we may go beyond that.

So far in this series, we have talked about:

- Part I covered color misregistrations, shifted perforations, miscut coils and booklet panes, color smears, web splices and plate varieties.
- Part II covered color variations, perfins, plate numbers and other marginal markings, and mistakes in cover cachets.
- Part III covered printing gaps, wet & dry prints, meter flaws, cancellation varieties, and Giori inking varieties.
- Part IV covered doctor blade lines, gutter snipes, solvent wash, coil leader strips, and design errors.
- Part V covered precancel EFOs, souvenir sheet freaks, and do-it-yourself creations using genuine stamps altered to mime genuine EFOs or EFOs that look odd but can't exist or are not known to exist.
- Part VI covered repairs and rejection markings.
- Part VII covered overprint EFOs, gum problems, and non-stamp frankings on covers sent through the mails.

## Post Office Forms

If you collect everything having to do with movement of the mails, as many do, post office forms are grist for the mill. And they are free – all you have to do is look carefully at what is out there on post office counters. For example, the two insurance receipt forms in Figure 1 date from 1982 (Left) and 1985 (right). They are both versions of Postal Service Form 3813-P. Both have a fifth line from the top that reads, “Post Office, State and County.”

Did you notice that the last word is “County” rather than “Country”? Apparently, despite the wide use such forms got, no one noticed between the approval date (May 1982) and the reprint date in 1985. Or people thought “County” was a plausible entry.

How about the Certified Mail receipt form in Figure 2.....This is Post Office Department Form 3800, dated July, 1955. Look at the numbers at top and bottom. They are supposed to match. But in this case, the top says No. 4793536, while the bottom number is 4793606!

A later version of Form 3800 (April, 1971) is shown in Figure 3. Here the numbers don't match, but the reason is obvious. The sequential printer doing the bottom number advanced the fourth number prematurely, so that instead of printing a “4”, it printed part of a “5”.

## Computer Vended Postage

There have been many forms of CVP tried, as a glance at the Scott U.S. Specialized will testify. Scott actually breaks down

Figure 1.

Figure 2.

Figure 3.





Figure 4.

the categories into Computer Vended Postage Stamps, Personal Computer Postage, and Non-Personalizable Postage. For our purposes here, they are all lumped together. The possible varieties are many, as illustrated in Figures 4 and 5. And these will show up on your mail, and perhaps in mixtures. Even collectors don't pay much attention since they aren't "real stamps" according to many.

In Figure 4 are several inverts. Note especially the Charlie Brown example, which appears to have been loaded into the printer upside down. The result is that the post office bar code information was inverted and printed on top of Charlie Brown. This example comes from the Pasadena, Maryland post office, and I thank Laura Gilbert of that town for reporting it. But as Figure 4 testifies, that isn't the only location where this type of mistake was made, and it exists on several different CVP formats.

There are also missing prints, partially missing prints, misregistrations, and incorrect stock being used in the machine. A selection is shown in Figure 5.

### Gripper Cracks

Common Liberty Series plate blocks are the venue for most of the known gripper cracks (GCs); and as with most plate-related varieties, they are easy to miss. Furthermore most collectors don't know to watch for them. They have some premium value, but little in comparison to their scarcity. Too few collectors are chasing them to make them valuable.

Why are GCs associated with plate blocks? The reason is that the grippers that hold the engraved plate to the rotating drum on which the plates are mounted, are in the four corners near where the four plate numbers are located.

Recall that we are dealing with printing from 400-subject definitive plates or a 200-subject commemorative plates. The







Figure 5.

printed sheets will later in the process be quartered into 100-subject of 50-subject post office panes.

The grippers stress the plates from below, and over time, a much used plate may develop a crack above the gripper, through the plate number. A nice commemorative example is shown here in Figure 6. Because we are dealing with engraved plates, where the design is printed from incised lines in the plates, any other depression in the plate, such as a crack, will be inked and will leave evidence of the crack in the margin as shown.

Almost all that have been reported are on sheet stamps, but given that coils through the Liberty era and beyond were produced by the same process, GCs have been reported on some





Figure 6.



Figure 7.

coil products as well. There are very few, as in most cases the margin where they are located will be trimmed off during the coil finishing process. But sometimes the crack is serious enough that it cracks into the stamp design. See Figure 7.

What you need to be a GC hunter is a list of the stamps and plate numbers on which they are known. With that in hand, you can go through dealer stocks and find the occasional example. I seem to have become Gripper Crack Central, and maintain the list, so if you would like a copy, I invite you to contact me (see end of this column) and I will be happy to provide one; either by hard copy or as a scanned attachment to an email.

The next logical step in GC collecting is to find stages of the crack; from no crack at all to a hair line, to a serious easily visible crack. In Figure 8 is just such a progression.

Finally, there is a GC look-alike that does not qualify. Shown in Figure 9, it is found on coils, and is a vertical line somewhere on the design, called a chock mark. It is seen on coils dispensed by coin operated machines. Feed your dime and two 5¢ stamps are dispensed. The reason more don't come out is the chock that comes down on the third stamp in line to stop it. Over time, the chock picks up ink from the stamps it stops, and builds up enough ink so that if not cleaned, it start depositing that ink on the stamps it touches. It is generally lighter than a GC, and more regular. GCs tend to be a bit jagged and irregular.

We will continue this series in the next issue of *The EFO Collector*. Meantime, questions, reports of your finds, and comments are always welcome. You can write to me at the address shown below. 📧

*If you have a question, or a possible topic for John to cover in a future issue, please write to him at P.O. Box 1125, Falls Church, VA 22041-0125, or e-mail him at [jmhstamp@verizon.net](mailto:jmhstamp@verizon.net).*




Figure 8.




Figure 9.



## Treasurer's Report

David Hunt  
[dlhunt@ptd.net](mailto:dlhunt@ptd.net)



### Report for the Quarter July 1 – September 30, 2016

Beginning balance:		\$6768.73
Income	Dues	\$131.50
Expenses	Printing costs	(732.42)
	Postage costs	(271.38)
Ending balance:		\$5896.48

Respectfully submitted,  
David H. Hunt, Treasurer 📧



# Secretary's Report

Scott Shaulis

scottshaulis@comcast.net



## New Members

Dr. Stanley Robboy 316 Circle Park Place Chapel Hill, NC 27517	1497	Jean C. Stout 656 April Sound Pearl, MS 39208-6603	1498
Jason Dinger 9 Woodville Dr. Natchez, MS 39120	1499	Henrik Rossell 17405 Collier Way Poolesville, MD 20837	1500

## Change of Address

Henry Esquenazi 11125 West Snaketown St. Marana, AZ 85658-4955	1456	Wayne Youngblood 705 Forest Glen Cir Prairie du Sac, WI 53578-1077	684
--	------	--	-----

Welcome aboard to our four new members. We broke the 1500 membership number mark. Dues notices will be in the mail soon. We hope to have a 100% retention rate this year among current members. Thanks for your continued support of the club!

Respectfully submitted,  
Scott 🌟



## Selection of US Christmas

Varieties

Dave Hunt





# EFOCC Auction Rules for Consignors

## Preparing Lots

Please use a blank form from a recent copy of the EFO Collector. Photocopies are fine. Please use a separate form for each lot.

Secure each lot to the front of the form; attach large lots to the reverse side. Protect all items with mounts, glassine, etc., and stiffeners, if necessary, but **be sure** item/items can be easily removed by Auction Director for examination and/or photographing. Do not use staples. Attach each item so that the description can be easily read. A simple and easy way to mount lots is to do so on dealer sales cards, or in glassines mounted face down for easy removal.

Include a reserve (minimum bid) or write "none". Lots may be revised to accurately describe items; or returned if necessary. Your name and EFOCC number must be on the consignment form, however, to preserve anonymity, these are removed from the consignment sheet before sending item to successful bidders.

Send consignments to David Hunt, 45 Fairway Drive, Denver, PA 17517. Use **insured** or **registered** U. S. Mail.

## Consignor Fees

Consignor commission is 10% of the hammer price, with a minimum cost of 50 cents per lot.

Unsold lots incur a 50 cent fee per lot, and the consignor pays return postage and insurance.

Expenses and printing constraints make it impractical to picture every lot, especially those which are large in size. The EFOCC will exercise discretion in picturing lots.

## Consignor Special Instructions

To save postage and labor, EFOCC can automatically re-submit unsold lots with lower minimums in a future auction, **if you instruct EFOCC clearly what to do**.

If you send duplicate or very similar lots, it is consignor's responsibility to state clearly if you would like to have these placed in different sales. Generally, EFOCC places all items received in the same sale to minimize paperwork.

## Consignment/Payment Timing

EFOCC receives consignments continually and prepares them for subsequent sales, roughly on a first-in/first-out basis. However, large lots may be spread over several auctions.

After the close of each sale, unsold lots are offered to bidders on a first come-first served basis for \$1 over the reserve with no buyer's commission or postage. This increases total sales, makes more bidders happy, and sells more lots for consignors, all for very little additional effort.

EFOCC needs approximately one month after auction's closing date to determine successful bidders, prepare and mail invoices, mail lots, receive payment from winners, list after sale lots and accept their offers, etc., etc. Thus, consignors can expect to receive payment about four to six weeks after an auction closes.

Lot #	Catalog	EFOCC Auction #146 – Lot Descriptions	Cat Val	Minimum Bid
1	1276	5¢ Christmas Angel vert. pair with perf shift NH		\$28.00
2	1276	5¢ Christmas Angel horiz. pair with perf shift NH		\$38.00
3	1363c	6¢ Christmas, light yellow omitted NH	\$50.00	\$25.00
4	1338F	8¢ Flag misperf resulting in flag at bottom NH		\$3.00
5	1384	6¢ Christmas 50% misperf NH		\$40.00
6	1384	6¢ Christmas New Haven, CT normal precancel on front and offset on back NH		\$40.00
7	1384	6¢ Christmas light green omitted NH	\$25.00	\$13.00
8	1445	8¢ Partridge with web splice double paper NH		\$10.00
9	1472	8¢ Santa pair with shifted perfs. Gutter at bottom and perfs angled at top. Crease at top, which is what probably caused the perf shift (perhaps a slight jam in the press). NH		\$40.00
10	1472	8¢ Santa misperf with change of design NH		\$25.00
11	1472	8¢ Santa horizontal perfs shifted up 8mm causing design change. NH but part of another stamp adheres to back.		\$20.00
12	1507	8¢ Christmas change of design misperf showing piece of stamp from pane above. NH		\$25.00
13	1507	8¢ Christmas change of legend misperf NH		\$13.00
14	1703	13¢ Christmas pair with black lettering fading out on right stamp. NH		\$30.00
15	1768	15¢ Christmas miscut with 20mm of stamp from next pane attached. NH		\$85.00
16	1768	15¢ Christmas miscut with 20mm of stamp from next pane attached, but with some perf separations between gutter and top stamp. NH		\$40.00
17	1800	15¢ Santa with green and yellow shifted up NH		\$25.00
18	1800b	15¢ Santa with green, yellow and tan omitted. Black shifted as is usual. NH	\$400.00	\$250.00
19	1800	15¢ Santa perf shift NH		\$20.00
20	2368	22¢ Ornaments with color shift NH		\$25.00
21	2399a	25¢ Christmas with gold omitted NH		\$20.00
22	2428	25¢ Sleigh, misperfed pair with full gutter on left. NH		\$30.00
23	2515	25¢ Christmas Tree misperfed pair with full gutter showing it to be a misperf down by about 80%. NH		\$50.00
24	2515	25¢ Christmas Tree misperfed pair. NH		\$35.00
25	2515	25¢ Christmas Tree misperf with full gutter. NH		\$30.00
26	2515	25¢ Christmas Tree misperfed single NH		\$15.00

# EFOCC Auction Rules for Bidders

## How to Bid

Please bid on a consignment form from a recent EFO Collector. A photocopy is fine. Include your EFOCC membership number. For new bidders and non-EFOCC members, please include your APS membership number. Sign your bid sheet to acknowledge acceptance of the EFOCC auction rules; unsigned forms cannot be accepted. Submit bids to David Hunt, 45 Fairway Drive, Denver, PA 17517, e-mail to [dhhunt@ptd.net](mailto:dhhunt@ptd.net).

## Bidding Precautions

Minimum bids are not estimates, but are true reserves established by the consignors. Bids below the listed reserve will not be accepted.

Bidders are responsible for inaccurate bids. Bids do not have to be typed, but, please, be sure numbers and amounts are clearly legible. Confirm phone and e-mail bids with a written bid sheet.

## Auction Bid Increments

Bid Level	Increment
\$1 to \$9.99	\$0.50
\$10 to \$49	\$1.00
\$50 to \$99	\$2.50
\$100 to	\$5.00
\$500 and up	\$10.00

Please use the following increments when bidding and/or assigning reserves to consignments. Lots are sold to the highest bidder at one advance over the second highest bid.

EFOCC reduces non-conforming bids to the next lower increment. For example, a bid of \$39.50 will be entered as \$39.00.

## Special Bidding Instructions

As the EFOCC auction is a small auction, special instructions cannot be easily accommodated.

EFOCC cannot accept "BUY" bids, nor "INCREASE BY..." bids. **Please, make your final, best, and highest bid and you will get the lot at the lowest price available.**

## Bidders' Payments

A 10% buyer's premium is added to the hammer price of each lot. Buyers pay postage, plus insurance on lots valued at over \$10.00.

Payment is due upon receipt of invoice. If you will be out of town for a while just after an auction closes, or are moving to your summer home about that time, please let EFOCC know at the time you place your bids.

## Returning Lots

Within five (5) days of receipt of awarded lots, you may return any lot which is not described correctly provided such lot is still in its original condition. If an expertizing certificate is a condition of bidding, please inform EFOCC of this before auction closes.

## One Final Request

Please **bid generously on donation lots** whose monies go entirely to the benefit of the EFOCC.

27	2789	29c Christmas - 2 different misregistrations of frames on vignette NH		\$15.00
28	2871Ac	29c Christmas imperf pair clipped at bottom and with black magic marker rejection marking. Creased in margin between stamps. 3mm spot of dist. gum on right stamp. NH		\$75.00
29	1551	10c Sleighride. Pair with change of legend misperf. Also slightly blurry due to small color misregistration. NH		\$30.00
30	1551	10c Sleighride. Pair plus two partial stamps misperfed with gutter snipe. NH		\$10.00
31	925	3c Corregidor overinked NH		\$7.00
32	1552	10c Dove. Miscut on first self-adhesive issue NH		\$20.00
33	1552	10c Dove. Miscut pair from top two rows of pane. NH		\$35.00
34	1580	1975 Christmas with vertical perfs misperfed on diagonal. One full stamp and parts of two others. NH		\$35.00
35	1474	8c Stamp Collecting color shift NH		\$7.00
36	1800	15c Santa block of ten. Solvent wash affects brown background. NH		\$40.00
37	1842	15c Stained Glass top margin imperf pair NH		\$45.00
38	1843a	15c Drum imperf pair NH		\$25.00
39	2107	20c Christmas misperfed pair NH		\$28.00
40	2107	20c Christmas 2 1/2 misperfed stamps. NH		\$40.00
41	2108	20c Santa misperfed nearly down center. NH		\$30.00
42	1729a	13c Valley Forge imperf pair. NH		\$15.00
43	1729a	13c Valley Forge imperf block of four. Some natural gum skips. NH		\$30.00
44	2585	1991 Christmas imperf booklet pane with plate number. (Printer's waste) NH		\$175.00
45	2108	20c Santa. Zip block with large misperf moving gutter into stamps. NH		\$110.00
46	2108	20c Santa. Zip block miscut with part of next pane and extra Mr. Zip. The fold which caused the miscut affects two bottom stamps. NH		\$60.00
47	1444	8c Christmas plate strip of 12 with gold color shift down and right - note position of '8'		\$75.00
48	1472	8c Santa plate strip of 12 with black shifted right producing "double bugle".		\$90.00
49	1472	8c Santa plate strip of 12 with black shifted left producing "double bugle".		\$90.00
50	1205	4c Wreath right margin block with vertical misperf NH		\$20.00
51	1415-18	6c Christmas Toys zip block with color misregistration, block shifted up relative to other colors. NH		\$30.00
52	1615e	8.4c Piano. Small misperf, dull gum NH		\$3.00
53	2718aPd	29c Christmas Toys proof block horiz. Imperf between. NH		\$750.00
54	1731	13c Carl Sandburg plate block with misperf capturing plate number inside stamp. NH		\$90.00
55	1374	6c John Wesley Powell plate block with perf shift NH		\$5.00
56	1280	2c Frank Lloyd Wright LR block of four with gutter and part of next pane. Horizontal perfs in middle of block are present but blind. NH		\$5.00
57	1615C	8.4c Piano imperf pair, dull gum. NH		\$7.00
58	1281	3c Francis Parkman block of four with gutter and part of next pane NH		\$7.00
59	1008	3c NATO block of four with 2-way misperf NH		\$10.00
60	901	3c Defense pair with one perf hole between (there is 'hanging chad' so the hole doesn't show in the scan), no other pin impressions. Also a gutter snipe. NH		\$5.00
61	E17	13c Special Delivery pair with splice causing double paper. NH		\$10.00
62	1703	13c Christmas zip block with small color shift (see trees at UL) creates blurred image. NH		\$8.00
63	1321	5c Christmas block of four- lower left stamp has 'mask' over eyes. NH		\$4.00
64	1276	5c Christmas Angel misperfed pair NH		\$9.00
65	1321	5c Christmas plate block with small color shift. NH		\$8.00
66	2367	22c Christmas Zip block with small color shift. NH		\$7.50
67	1416,18	6c Christmas Toys pair with color shift. NH		\$8.00
68	1031	1c Washington overinked pair NH		\$7.00
69	1415,17	6c Christmas Toys precanceled pair with misperf NH		\$10.00
70	702	2c Red Cross guide block with red shifted down and right. A couple of gum skips on two left stamps. NH		\$35.00
71	702	2c Red Cross guide block with red shifted up and left. NH		\$40.00
72	295	2c Train block of six with vignette shifted up. NH		\$250.00
73	1845	2c Stravinsky Zip block of six with stamps of varying widths and captured "USE CORRECT ZIP CODE". NH		\$60.00
74	559	1.5c Harding pair, printer's waste. NG as usual		\$40.00
75	1384m	6c Christmas with inverted Baltimore precancel NH	\$950.00	\$400.00
76	1580	1975 Christmas misperf. Has a light crease in gap where perfs should have been. NH		\$3.00
77	1580	1975 Christmas black color shift NH		\$10.00
78	2165	22c Christmas. Color shift creates doubling. NH		\$5.00
79	1768	15c Christmas with change of legend misperf NH		\$10.00
80	1768	15c Christmas with change of legend misperf, just slightly greater than lot 79. NH		\$11.00
81	2368	22c Ornaments with misperf NH		\$5.00
82	2514	25c Christmas with change of legend misperf. NH		\$9.00
83	WX76	1935 Christmas Seal with green offset on back NH		\$10.00
84	WX76	1935 Christmas Seal with brown offset on back NH		\$8.00
85	WX89	1937 Christmas Seal with red offset on back NH		\$8.00
86	WX88	1937 Christmas Seal with black color shift plus normal. NH		\$4.00
87	E1	10c Special Delivery with pre-printing crease at LR. Used.		\$15.00
88	E2	10c Special Delivery with perf shift showing part of next stamp at right. Used	\$45.00	\$15.00
89	E15	10c Special Delivery with perf shift plus SON cancel. Used.	\$25.00	\$10.00
90	E19	20c Special Delivery misperf. NH	\$25.00	\$10.00
91	944	3c Kearny Expedition overinked. NH		\$9.00
92	946	3c Pulitzer misperf NH		\$18.00
93	1501	8c Electronics with black color shift down. NH		\$15.00
94	2136a	25c Bread Wagon imperf and miscut coil pair NH		\$27.00



95	1615ca	8.4c Piano strip of four imperf between middle stamps. Dull gum. NH	\$45.00	\$20.00
96	1811	1c Quill and Inkwell miscut coil line strip of four showing a bit of the plate numbers		\$2.50
97	1946	C' stamp change of legend misperf. NH		\$10.00
98	1946	C' stamp 2-way misperf NH		\$10.00
99	1946	C' stamp misperf NH		\$3.50
100	C39	6c Airmail two-way perf shift NH		\$13.00
101	C39	6c Airmail change of legend misperf pair NH		\$18.00
102	1946	C' stamp misperfed pair with blind perfs between stamps, looks imperf. NH		\$23.00
103	1946	C' stamp pair with two-way misperf NH		\$23.00
104	1473	8c Pharmacy multiple color shifts NH		\$90.00
105	1468	8c Mail Order yellow color shift down. NH		\$6.00
106	1432	8c Bicentennial with black and gray colors shifted down and right. Bottom line of lower legend moved to top. NH		\$25.00
107	1433	8c John Sloan with engraved colors shifted up and right. NH		\$20.00
108	2201a	22c Stamp Collecting booklet pane. Tagging block shifted up about 9mm and begins above "22". Tagging ghosts at top and bottom of stamps 2 and 3. NH		\$25.00
109	1894	20c Flag. 50% perf shift up. Design change with flag on bottom. NH		\$30.00
110	1469	8c Osteopathic Medicine - orange color misregistered - with normal. NH with mildly disturbed gum.		\$18.00
111	1213a	5c Washington miscut booklet pane with EE bars on right. Said to be scarce on right. NH		\$35.00
112	1866	37c Robert Millikan pair with design changing misperf. NH		\$35.00
113	1737	15c Roses booklet with disappearing green on two stamps of top pane. Bottom pane normal. NH		\$35.00
114	O148	23c Official imperf block of four. Printer's waste. NH. A similar block sold in a Harmer auction for \$95.		\$50.00
115	2011	20c Aging vert. pair with horiz. Perfs shifted down between "Aging" and "Together". NH		\$20.00
116	C32	5c Airmail vert. pair with top stamp normal and bottom stamp underinked, note bottom legend. Soft vertical crease caused in the printing process. NH		\$25.00
117	C25	6c Airmail vert. pair with horizontal perfs shifted. NH		\$7.00
118	2062a	20c Streetcars block with black inscription shifted down 5mm. NH		\$35.00
119	1455	8c Family Planning Zip block with black lettering shifted right 5mm putting '8c' on wrong side of stamp. NH		\$25.00
120	1622	13c Flag vert strip of 5. Hick press variety - middle three stamps have significant red in the blue field. NH		\$30.00
121	1527	10c Skylab with black shift down 9mm. NH		\$50.00
122	2115	22c Flag coil strip of 8. Black smear due to poor wiping of black portion of plate. NH		\$25.00
123	1549	10c Retarded Children two-way misperf splits denomination. NH		\$25.00
124	C96a	25c Wiley Post. Intaglio black shifted down, no denomination on top stamp. NH		\$35.00
125	1897Ac	2c Locomotive imperf coil pair NH	\$45.00	\$25.00
126	C79	13c Airmail vert. pair with blind perfs between. NH		\$3.00
127	C79	13c Airmail misperfed vertical pair NH		\$7.50
128	C79	13c Airmail misperfed vertical pair with blind perfs between plus partial stacking offset on back. NH		\$25.00
129	1402a	8c Eisenhower coil pair, imperf and miscut NH		\$30.00
130	1402a	8c Eisenhower coil line pair, imperf and miscut NH		\$60.00
131	1198	4c Homestead Act pair with overinking and smear on left stamp NH		\$13.00
132	1297b	3c Francis Parkman coil strip of three, miscut and with precancel gap. NH		\$30.00
133	C3	24c Airmail. No, the Jeny is not inverted, but it is flying high. LH	\$70.00	\$60.00
134	844	4.5c White House coil line strip of four with tape splice on back of line pair. NH		\$15.00
135	1946	C' stamp block of six with two-way misperf capturing the copyright notice. NH		\$80.00
136	1455	8c Family Planning block with black lettering shifted right 4mm. No denomination on left two stamps NH NH		\$30.00
137	1414	6c Christmas plate strip of 8 with small color shift causing blurring. NH		\$50.00
138	1445	8c Partridge misperfed plate block of 12. Plate numbers captured in stamps. NH		\$150.00
139	1507	8c Christmas misperfed plate strip of 12. NH		\$100.00
140	1507	8c Christmas misperfed plate strip of 12 with change of legend. NH		\$300.00
141	U536	4c stamped envelope folded inside out so indicia is on inside. Indicia is on the upper left corner and looks albino from the front, but is inked on the inside. Unused		\$15.00
142	U587a	15c Auto Racing envelope with black omitted. Unused. Some wrinkles and light creases at left not affecting indicia.	\$120.00	\$75.00
143	UC10	5c revalued airmail envelope with E17 and 825 added. Additional "P.O.DEPT." imprint at left. APO 225 was in Regensburg, Germany		\$15.00
144	UX18	1c McKinley postal card with "bullseye" defect on McKinley's left shoulder. (Was that where he was shot?) Printed address on front but unused. Back is blank		\$7.50
145	1305Ei	15c O. W. Holmes misperfed coil line strip of 6. Type 2, dull gum. NH		\$6.50
146	1616	9c Capitol misperfed coil pair NH		\$7.50
147	1616	9c Capitol misperfed coil line strip of 6 NH		\$9.00
148	1616	9c Capitol misperfed coil pair NH		\$1.00
149	1616	9c Capitol misperfed coil line strip of 4 NH		\$9.00
150	2225b	1c Omnibus misperfed coil pair NH		\$3.50
151	2225b	1c Omnibus misperfed coil pair NH		\$3.50
152	2115	22c Flag imperf coil strip of 5 with plate number 7. NH	\$450.00	\$240.00
153	2259	13.2c Coal Car misperfed coil pair NH		\$7.00
154	1509	10c Flags change of design misperf NH		\$15.00
155	2259	13.2c Coal Car misperfed coil pair NH		\$4.00
156	2259	13.2c Coal Car misperfed coil pair NH		\$3.00
157		no lot		
158	2261	16.7c Popcorn Wagon misperfed coil pair NH		\$2.50
159	2261	16.7c Popcorn Wagon misperfed coil pair NH		\$3.00

160		no lot	
161	2518	F' Flower stamp misperfed coil strip of 6 with plate number 1222. NH	\$22.00
162	1304	5c Washington misperfed coil line strip of three. Shiny gum, fingerprints on gum. NH	\$8.00
163	BKC 23	13c Airmail booklet. Both stamp panes are miscut showing up to 1mm of stamp from next pane. NH	\$4.00
164	1278a	1c Jefferson booklet pane with small miscut, shiny gum. NH, but some DG	\$5.00



*Auction 146 closes on January 31<sup>st</sup>, 2017*



*New large pictures of sets at <http://www.efocc.org>*



*Auction 146 closes on January 31<sup>st</sup>, 2017*

*View large pictures of sets at <http://www.efocc.org>*





*Auction 146 closes on January 31<sup>st</sup>, 2017*

*New large pictures of sets at <http://www.efocc.org>*





*Auction 146 closes on January 31<sup>st</sup>, 2017*

*View large pictures of lots at <http://www.efocc.org>*







*Auction 146 closes on January 31<sup>st</sup>, 2017*  
*View large pictures of lots at <http://www.efocc.org>*



### EFOCC Auction 145 Realizations (Closed November 30<sup>th</sup>, 2016)

Lot	Hammer	Lot	Hammer	Lot	Hammer	Lot	Hammer	Lot	Hammer	Lot	Hammer	Lot	Hammer	Lot	Hammer
1	\$20	2	\$20	3	\$5	7	\$6	8	\$125	14	\$30	15	\$30	17	\$25
19	\$27	20	\$35	22	\$40	24	\$85	32	\$26	37	\$25	46	\$15	48	\$5.50
50	\$5.50	52	\$40	60	\$30	62	\$40	66	\$50	67	\$19	75	\$28	76	\$75
77	\$18	78	\$24	79	\$21	84	\$135	86	\$5	91	\$5	93	\$45	94	\$25
99	\$65	106	\$13	110	\$15	111	\$18	112	\$18	115	\$50	122	\$20	129	\$3
130	\$3.50	131	\$100	133	\$10	134	\$10	135	\$15	136	\$44	137	\$15	138	\$50
140	\$31														

**Members, please note:** Unsold lots from Auctions 145 are available for sale on a first come-first served basis for \$1 over the reserve price plus shipping, with no buyer's commission. Please contact the Auction Director to purchase these lots.



# EFOCC Auction Consignment Form

EFOCC use – only ⇒ AUCTION #:

LOT #:

Consignor: _____ Address: _____ _____ Telephone: (____) - _____ Email/Fax: _____ EFOCC Membership No: _____ APS Membership No: _____	Country (if not U.S.): _____ Catalog No. _____ _____ Catalog Value: _____ _____	Condition (circle): NH LH HH HR NG USED  Please check if this is a donation lot: <input type="checkbox"/>  Please note Minimum Bid: \$ _____
--	---	--

Description of item: {Please note any faults and fasten lots below this line or on the reverse side}

*Instructions:* Fill in all information. Attach each lot to the front of one form, using a stock card, face-down glassine or other mount. Use separate rigid sheet for larger lots and attach a completed form. No staples - please. Make sure it is easy for us to remove and re-insert each lot.



Send consignment form(s) with lot(s) to: David Hunt, 45 Fairway Drive, Denver, PA 17517  
 For you protection, we recommend that you send lot(s) by registered or insured mail.



## EFOCC Auction Bid Sheet

Name: \_\_\_\_\_ EFOCC #: \_\_\_\_\_ *New Bidders.....APS Membership appreciated: \_\_\_\_\_*  
 Address: \_\_\_\_\_ Phone: (\_\_\_\_) \_\_\_\_\_ *Please limit my purchases to:*  
 City: \_\_\_\_\_ State: \_\_\_\_\_ Zip: \_\_\_\_\_ \$ \_\_\_\_\_

Please execute the following bids for me in EFOCC Auction # \_\_\_\_\_

\_\_\_\_\_  
 {Signature - all bid sheets must be signed} {Date}

Earliest postmark wins tie bids!!

Lot#	Bid	Lot#	Bid	Lot#	Bid	Lot#	Bid	Lot#	Bid	Lot#	Bid

*Postage will be charged to the bidder. A 10% buyer's premium will be added to successful bids.*  
 Mail bid sheets to: David Hunt, 45 Fairway Drive, Denver, PA 17517 or email to: dhhunt@ptdprolog.net



*Auction 146 closes on January 31<sup>st</sup>, 2017*  
*View large pictures of lots at <http://www.efocc.org>*





## Final Thoughts



Thanks to Dave Hunt for sharing!



# For over 60 years...



## American philately's #1 dealer in major errors.



Now also your source  
for investment grade  
U.S. classics.

**Jack Nalbandian, Inc.**

Post Office Box 71  
East Greenwich RI 02818  
Toll Free: (877) 742-6168  
Phone: (401) 885-5020  
nalbandianj@earthlink.net

[www.nalbandstamp.com](http://www.nalbandstamp.com)