

A Publication of the
EFO Collectors' Club
APS Affiliate #103
ATA Chapter #94

www.efocc.org

The EFO Collector



July - September 2013 Volume XLII No. 1 Whole Number 172 ISSN 1099-7377



Inside This Issue

Questions/Answers

Dave Hunt: Auction 33: A Nice Selection

Joseph Monteiro: New Zealand Missing Color Errors in Recent Auctions

Hideo R. Yokota: Pages From My Exhibit – An Update! – Part III

The Inverted Jenny Production of the USPS

Ed Silver: Shame On Me

Dave Hunt: A Page from My Album: Modern Great Britain Errors

John Hotchner's Perforations: Expertizing Revisited

3	From Your Editor	3
6	Exhibiting EFOCC Members	5
7	Secretary's Report	19
11	Treasurer's Report	19
14	David Hunt Presents Auction 133	20
16		
17		
18		



To Err is Human, To Find is Divine



Upside down or grounded, Siegel sells them best.



Robert A. Siegel

AUCTION GALLERIES, INC.

For information about our auctions or to request a copy of the next sale catalogue and newsletter, please contact:

Robert A. Siegel Auction Galleries, Inc., 60 East 56th Street, 4th Floor, New York, N.Y. 10022

Phone (212) 753-6421 Fax (212) 753-6429 E-mail: stamps@siegelauctions.com

For on-line catalogues, prices realized and the Siegel Encyclopedia

www.siegelauctions.com

From Your Editor



Our Secretary, Jim McDevitt, has asked to step down from his EFOCC duties, due to his worsening eyesight. Your Board, with great regret accepted Jim's resignation. We are very sorry to see him leave his service to the EFOCC, which he has for many years, in many positions, ably fulfilled. Indeed, since becoming a Member in the early days of the EFOCC, he has stepped up to the plate many times, often when the Club was in dire need. We will have a longer write-up about Jim and his contributions to the EFOCC in the upcoming issue.

Your Board has appointed Scott Shaulis of Murrysville, PA, EFOCC Life Member #40, to serve out the rest of Jim's term. We hope that he will also stand for election in 2014, when we need to hold elections for a new Board. On behalf of our Members, I would like to welcome Scott to the EFOCC Board and thank him for accepting to help us out. Please feel free to communicate with Scott using his e-mail address scottshaulis@comcast.net. If you prefer to use snail mail, his address is on page 4.

So, you've heard by now that the new release of the "Inverted Jenny" has some copies that were intentionally "un-inverted", and that is, of course, not an EFO by any stretch of the imagination. Yet, this un-inverted Jennies created quite some fuss, with more than a few predicting that they will very valuable in 75 years. I received correspondence reflecting opinions on that, but also on how sloppily the issue was printed. So, to capture all there is to it, I edited an article with the various comments and scans sent to me by various EFO hunters! As usual, I encourage you to follow up with your 2¢, which I always enjoy and may even appear in the next issue...

Happy hunting!

Cemil ✪

Letters to The Editor

Error in Exhibitor Listings

In the listing of "Exhibiting EFOCC Members" on page 5 of the April-June 2013 issue of *The EFO Collector*, there is a most unusual and erroneous listing for me under the heading for the Minnesota Stamp Expo 2013. The only Exhibit that I entered there was the Classic France: Postal History of the Ceres and Napoleon Issues of 1849-75, which won a gold. The listing that you printed on page 5 are the results from my exhibition in the Minnesota show July 2009, four years earlier. I'm not sure how that happened. A correction would be appreciated. Thank you.

Eliot A. Landau

Your Editor replies: First, congratulations on your Gold in this year's Minnesota Stamp Expo. It should come as no

surprise that your Editor peruses various sources to collect the list of EFOCC Exhibitors. In this particular case, my usual sources did not have the results for the Minnesota show, yet I was aware that the show had taken place, so in my zeal to provide the latest info, I went to the show's website to pick up the results, and, clearly, picked up the results for the wrong year! My apologies. The listings on page 5 contain the corrected listings. Thank you for alerting me to the error.

A New EFO Website

As a fellow collector of error stamps, I wanted to share with you my newly designed website dedicated just for stamps with inverted center errors: www.invertedcenter.com. I hope you and your members enjoy and also learn from it. It's not finished yet, but it will be updated every week with material that I have collected or of pictures that I have come across.

Good luck and keep up the good work.

Joseph Camilleri

ncamilleri@nyc.rr.com

Questions/Answers

Edited by Cemil Betanov



Les Mitchell from Montpelier, OH, asked: I was told by the editor of Scott Publishing Co., Chad Snee, to contact you to see if you would like to take a look at my flawed mint block of Einstein. I would like to know what it may be worth. The glue is intact and the back is completely normal.

John Hotchner & Cemil Betanov replied: This is a freak, i.e., a one-off error, rather than a constant variety (an error). The item would be interesting to a collector who collects Einstein-related stamps or this particular series or perhaps is looking for this type of error. A dealer may ask \$50 for it, but you should not expect to sell it at that price, unless you have a collector who is particularly interested in this item. A more realistic price may be around \$25.

(Continued on page 6)

ALL CONTENTS COPYRIGHTED © 2013 BY THE EFO COLLECTORS' CLUB.

Authors and contributors have express permission to reuse of their material elsewhere. Except for material reprinted herein, or material individually copyrighted by the author, material herein may be reprinted elsewhere as long as full credit is given to The EFO Collector, citing the issue date and number and giving the address of the EFOCC Secretary. ♦ The EFO Collector is published quarterly, in March, June, September and December. The submission deadline for any issue is the 15th of the month preceding the issue, e.g. 2/15, 6/15, 8/15 and 11/15. Send or e-mail editorial material directly to the Editor. Sample copies of The EFO Collector are available for \$3 from the Secretary. ♦ Membership includes subscription to The EFO Collector. Membership fees are as follows:

	Members with addresses in the U.S. or Canada	Members with addresses elsewhere
One year's dues	\$20.00	\$37.00
One year membership renewal	\$20.00	\$37.00
Two year membership renewal	\$37.00*	\$70.00*
Life membership	\$350.00†	\$500.00

Please make membership renewal checks to "EFOCC" and mail to Treasurer. Charges can be paid via PayPal, subject to a \$2 convenience fee, e-mail Secretary for details. [*] Each additional year prepaid at the same time is \$17/\$33. [†] \$300 for those older than 65.

Advertising Rates

	Per Issue	Contract 4 Issues
Full page in color	\$100.00	\$328.00
Half page in color	\$80.00	\$280.00
Quarter page in color	\$65.00	\$244.00
Cover location in color	\$125.00	\$400.00
2 page center spread in color	\$150.00	\$450.00

Single insertion advertisements and from those who are not APS Members must be fully prepaid. Four-issue contract rate advertisers will be invoiced in full upon publication of their first ad. 20% discount for black & white advertising. The deadline for ad copy is the 15th of the month preceding the issue. General advertisement inquiries should be directed to the Advertising Director at moek78@msn.com. Advertisement copy related inquiries should be directed to the Editor. Ad payments should be directed to Treasurer. Please make checks payable to "EFOCC".

EFOCC Officers (2012-2014)

President	Jerome V. V. Kasper P. O. Box 3470, Clovis, CA 93613-3470	jerome.kasper@gmail.com	
Vice-President	Wayne Youngblood	WYStamps@gmail.com	
Auction Director	David Hunt 45 Fairway Drive, Denver, PA 17517	dhhunt@ptdprolog.net	Phone: (717) 445-9420
Treasurer	David Hunt 45 Fairway Drive, Denver, PA 17517	dhhunt@ptdprolog.net	Phone: (717) 445-9420
Secretary	Scott Shaulis P. O. Box 549, Murrysburg, PA 15668-0549	scottshaulis@comcast.net	
Editor	Cemil Betanov 153 Claudy Lane, New Hyde Park, NY 11040	CemilB@optonline.net	Phone: (516) 849-6604
Club Member-at-Large	Nancy B. Clark P. O. Box 427, Marstons Mills, MA 02648-0427	nbc@cape.com	Phone: (508) 428-9132
Club Member-at-Large	Edward A. Kennedy 19 Ranier Road, Effort, PA 18330-8829	moek78@msn.com	Phone: (570) 620-2011
Advertising Director	Edward A. Kennedy 19 Ranier Road, Effort, PA 18330-8829	moek78@msn.com	Phone: (570) 620-2011

EFOCC Member Post Submission Form

Every EFOCC member is entitled to three free 35 word listings per year in the EFOCC Member Post. To use your free listing, please complete this form, and mail it to the Editor. If you wish, you can also e-mail your request to the Editor.

Help With Members' New Projects Submission Form

If you would like a free listing in The EFO Collector to help you with a new EFO project, please complete this form and mail it to the Editor. If you wish, you can also e-mail your request to the Editor.

I am looking for

Name, address, e-mail:

Exhibiting EFOCC Members

Minnesota Stamp Expo 2013, July 19-21, 2013, Crystal, MN

Andrew McFarlane, *First Days of the 1929 George Rogers Clark Commemorative*, Reserve Grand & Gold, American First Day Cover Society Award.

Eliot A. Landau, *Classic France: Postal History of the Ceres and Napoleon Issues of 1849-75*, Gold.

AMERICOVER 2013, August 16-18, 2013, Independence, OH

Andrew McFarlane, *First Days of the 1929 George Rogers Clark Commemorative*, Grand & Gold, American First Day Cover Society – Best First Day Cover Exhibit, American First Day Cover Society Lawrence S. Fisher Best Research Exhibit 1847-1931 Award, American Philatelic Congress Award.

Anthony F. Dewey, *The 3 Cent Connecticut Tercentenary Issue of 1835 and Its First Days*, Gold, American First Day Cover Society Winfred M. Grandy Award for Best of Cacheted FDC's, Non-Grand Emphasis on Cachet Research, American Philatelic Society 1900-1940 Medal of Excellence.

Charles J. O'Brien, III, *Ohio Sesquicentennial*, Gold.

David Bize, *1954 Nebraska Territorial Commemorative*, Vermeil.

Eliot A. Landau, *Oh Freedom! The 1940 13th Amendment Commemorative, the Stamp, its First Day Covers and Postal Uses*, Vermeil.

Eliot A. Landau, *The Franklin Delano Roosevelt Memorial Series of 1945-46 and its FDC's*, Vermeil.

Charles J. O'Brien, III, *Panama Canal: The 25th Anniversary*, Vermeil, American Association of Philatelic Exhibitors Award of Honor, American First Day Cover Society Best Foreign FDC Award.

Eliot A. Landau, *The 1909 Lincoln Commemorative Issues: Early Uses & First Day Covers*, Single Frame – Grand & Gold, American First Day Cover Society – Best Single Frame Exhibit Award.

BALPEX 2013, August 30-September 1, 2013, Hunt Valley, MD

Robert D. Rawlins, *Submarine Arctic Operations*, Gold, Lighthouse Stamp Society Award, Universal Ship Cancellation Society Andy Fernandez Award for Best Exhibit of Naval Covers.

Fran Adams, *Eskimo*, Single Frame – Silver Bronze.

OKPEX 2013, October 25-26, 2013, Oklahoma City, OK

Andrew McFarlane, *The 1947 Postage Stamp Centenary Commemorative*, Grand & Gold, American Association of Philatelic Exhibitors Award of Excellence (Title Page), American First Day Cover Society Award, American Philatelic Society 1940-1980 Medal of Excellence.

Congratulations to our Exhibitor Members!

Auction 131 Realizations (Closed June 30, 2013)

5	\$35	7	\$25	8	\$25	9	\$25	13	\$20	14	\$10	15	\$25	16	\$35
19	\$5.50	20	\$1	21	\$5	23	\$11	27	\$4	32	\$75	36	\$13	37	\$20
39	\$13	40	\$16	41	\$15	43	\$15	53	\$26	54	\$3	61	\$13	65	\$22
68	\$23	69	\$40	72	\$20	80	\$2.50	81	\$3	82	\$9	89	\$9	90	\$21
94	\$20	96	\$18	97	\$21	99	\$12	105	\$125						

Auction 132 Realizations (Closed September 30, 2013)

8	\$40	9	\$15	12	\$12	13	\$16	14	\$16	15	\$5	16	\$14	19	\$11
20	\$7.50	21	\$18	22	\$9.50	23	\$11	24	\$11	25	\$8	27	\$11	28	\$8.50
29	\$13	30	\$18	31	\$9	32	\$18	35	\$15	40	\$6	41	\$9	43	\$4
44	\$4	47	\$15	49	\$15	50	\$15	51	\$8	52	\$17	53	\$10	54	\$10
55	\$15	57	\$8	60	\$3.50	61	\$14	63	\$12	64	\$7.50	65	\$12	69	\$20
70	\$5	71	\$5	74	\$5	75	\$10	80	\$30	94	\$75	95	\$20	100	\$12
110	\$15	113	\$8	118	\$7	122	\$11	124	\$20	126	\$40	130	\$20	131	\$15
134	\$8	135	\$20	136	\$15	139	\$25	148	\$9	149	\$250	150	\$20	152	\$6
158	\$10	161	\$20	162	\$11	165	\$50								

Members, please note: Unsold lots from Auctions 131 and 132 are available for sale on a first come-first served basis for \$1 over the reserve price with no buyer's commission and no postage. Please contact the Auction Director to purchase these lots.

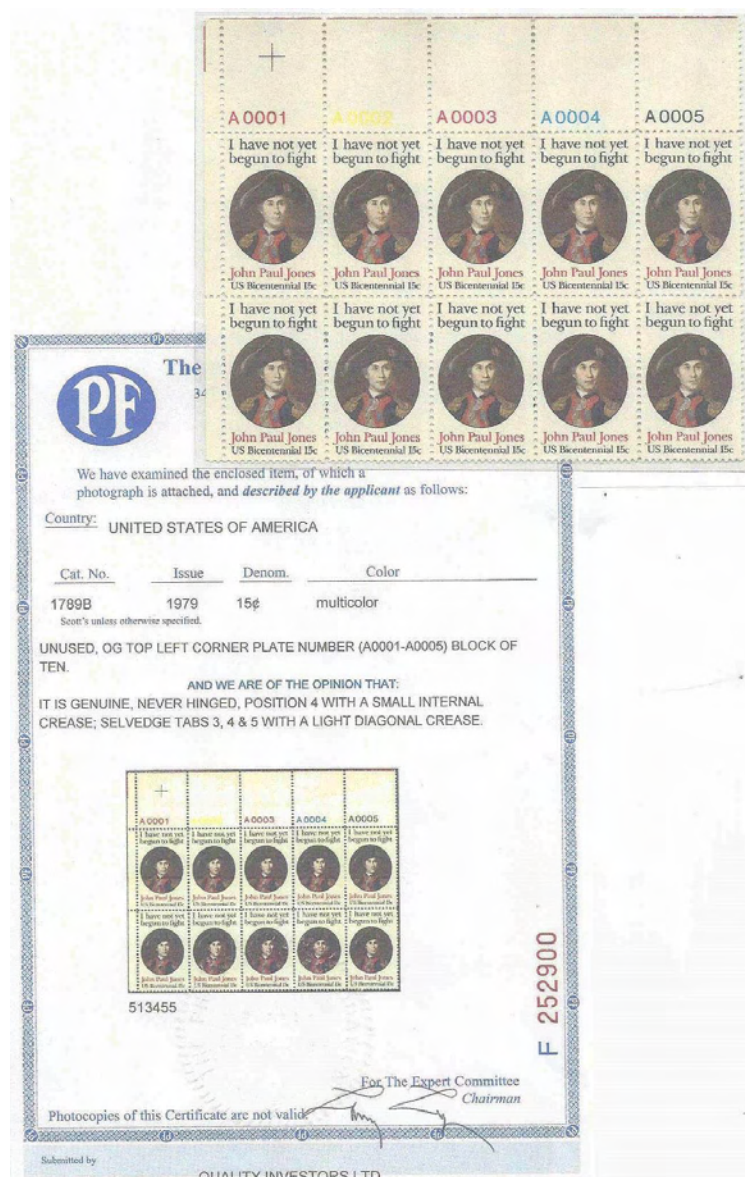
Dave Hunt

Color shifts are not ignored, though, and lot 60 has an interesting pair of shifts with the U.S.MAIL and Eagle logo shifted left while the surrounding gold lettering "UNITED STATES POSTAL SERVICE" is shifted right. Lots 80-85 are a nice group of 19th century stamps with four misperfs and two with pre-printing creases.

Good hunting! ★

The EFO Collector | www.efocc.org

John Hotchner replied: Since singles go for in excess of \$3000, a plate block of 10, which catalogs for \$37,500, would certainly be in that range. As to who might be interested, the best thing you can do is contact a first line auction firm because that is where you will get the best access to people who would be interested and the best realization - assuming indeed that you have a good certificate. ♣



New Zealand Missing Colour Errors in Recent Auctions

Joseph Monteiro

Collecting postage stamps errors has been one of the most fascinating areas in philately. It is not only rewarding but educational. It challenges philatelists not only to understand the cause of the error but also to investigate how many of these errors exist. There are many sub-groups of errors. The subgroup that has traditionally attracted the most attention is inverts, i.e. where one part of the design on the stamp is inverted with respect to the other part of the design on the stamp. There are other errors that occur during the printing process that fall under other subgroups. These subgroups are missing colour errors, shifted colour errors, etc. These errors are all related to the printing of stamps. Besides printing there are other types of errors that are found on stamps. Some of them are related to the perforating process, others are related to the paper on which the stamp is printed, and still others to paper folds or creases that exist on the paper on which the stamps are printed or perforated, etc. In this article, I shall review some of the missing colour errors on New Zealand stamps that were offered for sale in recent auction catalogues.

Missing Colour Errors

In the history of printing stamps, printers initially printed one colour stamps using the engraving process. Later, printers began to print two or more coloured stamps by printing parts of the design with one colour and then taking the partially printed sheets and then printing them with the second colour. As technology advanced, printers began to make increasing use of the lithographic process using a four colour printing presses, and, later, a six colour printing press. Other printing processes have also been developed and used. Today, most modern stamps are printed in many colours. By mixing the four base colours, cyan, magenta, yellow and black, any other colour can be produced. A process called colour separation is also used. At each stage in the printing, a different colour is printed to give the design on the stamps the desired colour. The colour inks used in the printer are held in different containers, and the flow of these inks from the containers to the printing plate is controlled by the printer's computer.

Third Pictorials - Pikiarero – 1960

In 1960, New Zealand Post issued a definitive set of twenty-three pictorial stamps (½d to £1) depicting a variety of pictorials ranging from flowers to the Geyser. The 6d stamp depicted the Pikiarero flower, more commonly referred to as the Clematis. The auction catalogue described this omitted colour error as follows:

*2054 ** 6d Clematis Block of 4 with Lilac & Olive Colour Omitted with a Major Perforation Shift Error unh (4) PHOTO-PLATE 8. ... \$1000 [1].*

This error is interesting in that it has both a colour omitted error and a misperforation error. In addition, omitted colour error refers to two colours omitted, lilac and olive. The effect is quite dramatic and cannot be missed, even by non-collectors. It is likely that this error occurred because the printing press



was shut off before the two other colours were applied. When more than one colour is missing on a stamp, I prefer to believe that is was because the printer was turned off rather than because there were two missing colours or two errors on the same pane of stamps. The probability of two errors occurring on the same pane of stamp is much greater than the probability of just getting one error. Further, we know from experience that even one error very rarely occurs.

Third Pictorials - Kowhai - 1960



From the same pictorial series noted above, a second omitted colour stamp was offered for sale, the 3d Kowhai. The auction catalogue described this omitted colour error as follows:

*1194 ** 1960 3d flower, error yellow colour omitted, in vertical pair with normal CP 05a/z Cat \$400. MUH. \$250 [2].*

This error is interesting in that it shows both the normal stamp with the missing coloured error stamp beneath it. One cannot miss the error on this stamp as one of the stamps have the correct yellow colour and the other stamp does not have the yellow colour. It is likely that this error occurred because the yellow colour in the printer was finished. I suspect that the effect of this is that if one had an entire pane of stamps with this error one would be able to see the gradual fading of the yellow colour on the pane of stamps. It is unlikely that the fading would be uniform.

Fourth Pictorials – Fox Glacier – 1967/69

In 1967/69, New Zealand Post issued additional stamps as part of its fourth pictorial series. One of these stamps was the

28¢ stamp, depicting Fox Glacier. The auction catalogue described this omitted colour error as follows:

288 * 1968 28¢ Fox Glacier error-yellow colour omitted. SCARCE. With normal for comparison. CP OD 27a(y). MUH. Similar items have recently been sold at or in excess of this price. \$3,000 [3].

The omitted yellow error on the stamp is quite noticeable when compared to the normal stamp (see top of next page). The yellow is missing on the shrubs on the mountain side and on the leaves on the trees, giving the stamps a whitish colour. As in the earlier error, I suspect that the printer ran dry of the yellow ink in it, creating the missing or omitted colour error.



Fifth Pictorials – Puriri Moth - 1970/71



In 1970/71, New Zealand Post issued a definitive set of twenty-one pictorial stamps in decimal currency (1/2¢ to \$2) depicting a variety of pictorials ranging from butterflies and moths to helicopters. The pale green and light yellow 4¢ stamp depicts the Puriri Moth. The auction catalogue described this omitted colour error as follows:

293 * 1973 4¢ Moth, block of 4 with right selv., major printing error purple-brown (background colour) omitted, no wmk. CP P6cx. Cat \$2200. MUH. \$850 [4].

This error is quite noticeable with the entire purple-brown background colour missing. As in the earlier error, I suspect that the printer ran dry of the purple-brown colour creating the missing colour error.

Fifth Pictorials – John Dory – 1970/71



From the above described pictorial series, a second omitted colour stamp was offered for sale, the 8¢ John Dory. The auction catalogue described this omitted colour error as follows:

295 * 1974 8¢ Fish error: blue green (background) colour omitted, no wmk. In block of 4. STUNNING! With normal for comparison. SG P11b(x). Cat. \$3,600. MUH. \$2,000 [5].

This error, like the previous one, is quite noticeable with the entire blue-green background colour missing. As in the earlier error, I suspect that the printer ran dry of the blue-green colour, creating the missing or omitted colour error.

Fifth Pictorials – Tussock Butterfly - 1970/71



From the same fifth pictorial series, a third omitted colour stamp was offered for sale, the 2¢ Tussock Butterfly. The auction catalogue described this omitted colour error as follows:

1397 ** 1970-73 2¢ Butterfly BLACK OMITTED UHM no wmk., CP P3b(X) cat \$750+GST (1) (Photo front cover). \$600 [6].

This missing colour error is quite stunning as the effect of the missing black colour does not reveal the entire design of the butterfly, just two wings. The cause of the error, as in most missing colour errors is because the printer ran dry of the black colour creating the missing colour error. Occasionally, the reason is because the computer controlling the flow of ink in the printer gets shut off before the entire pane is printed.

Christmas Stamp – 2009



351 C 2009 50¢ self-adhesive (booklet) Christmas stamp missing gold (background) unused but affixed to Christmas card env. One only found thus & all were affixed to Xmas mail prior to a 2nd booklet (ordinary) being used for more mail. This was when the error was discovered, resulting in ten covers not being mailed/cancelled. With normal MUH for comparison. Stunning error. CP SC51hz, unpriced. \$1,250 [7].

Health Stamps - Poaka - 1959

1780 * 1959 3d+1d Poaka, error horiz (plate number)
pair – red colour omitted, ex m/s. Minor gum glazing on left
selv. With normal for comparison. Cat \$350ea as singles.
MUH. \$500 [8].

The missing red colour on the birds legs will stand out for collectors familiar with New Zealand stamps. Other errors of this stamp also exist, one such error was with the red coloured legs shifted to the left.



Health Stamps - Tarapunga - 1964

In 1964, New Zealand Post issued two health stamps (2½d and 3d), depicting the Tarapunga and the Korora. The 2½d depicts the Tarapunga (Seagull) against a blue sky background standing on a yellow beach.

2004 * 1964 2½d+1d Seagull, error red colour omitted,
with normal for comparison, CP T36az, Cat \$800. MUH.
\$500 [9].

This error like the previous error also has the red colour missing, it is most noticeable on the beak and feet of the birds. Other errors of this stamp have also been found with the beak shifted and with the blue sky shifted.

In 1966, New Zealand Post issued two health stamps (3d and 4d) depicting the Bellbird and the Weka. The 4d depicts the Weka. It is a flightless bird but very inquisitive. It feeds on rats and protects other birds from this rodent. The bird is shown in brown against a green background. The auction catalogue described this omitted colour error as follows:

2015 * 1966 4d+1d Weka, stunning error, sepia colour omitted resulting in nameless bird & valueless stamp, with normal for comparison. Minor gum blemish on front or error. Scarce – only 2 sheets (1st column) affected. CP T38bz. Cat \$4000. MUH. \$2000 [10].

This error is quite spectacular, with the name of the bird and the value of the stamp missing on it, together with the light green background. It appears that printing machine ran out of ink. I suspect that this is the explanation for the error as other stamps in the pane were found with this colour partially missing. Before the printer came to the last column of stamps it ran dry of ink assuming that the pane was printed sideways. This sometimes happens in the printing of stamps.

Conclusion

Missing colour errors on postage stamps is an interesting and important sub-group of philatelic errors. This is easily seen by the high prices many of these errors are sold for by stamp retailers and auctioneers. Unfortunately, this sub-group of printing errors has been the subject of more controversy than some of the other sub-groups. Questions have been raised whether some of the missing colour has been the result of exposure of stamps to sunlight which gradually causes the colour to fade and sometime disappear. Similar questions have been raised whether the absence of a colour has been caused because stamps have been chemically treated to remove the colour and create the impression that the missing colour is an error. Sometimes, it is very difficult to determine if these missing colour errors are genuine. It is therefore best to obtain the opinion of an expertisation agency. For a reasonable fee, these agencies not only provide collectors with an opinion but also give the stamp a certificate of authenticity. It is always better to be prudent than to be sorry. 🌟

Bibliography

- [1] **John Mowbray**, Postal Stamp Auction, No. 430, July 10, 2012, pp. 43 and 58.
- [2] **Auckland City Stamps**, Auction 197, January 12, 2013, p. 33 and plate 8.
- [3] **John Mowbray International**, 2013 Direct Sale, pp. 27 and 30.
- [4] **John Mowbray International**, 2013 Direct Sale, p. 27 and cover page.
- [5] **John Mowbray International**, 2013 Direct Sale, p. 27 and cover page.
- [6] **Ashford Stamps Limited**, Postal Auction, No. 70, march 14, 2013, p. 21 and cover page.
- [7] **John Mowbray International**, 2013 Direct Sale, pp. 32 and 37.
- [8] **John Mowbray**, Postal Stamp Auction, No. 430, July 10, 2012, pp. 58 and 62.
- [9] **John Mowbray**, Postal Stamp Auction, No. 429, June 12, 2012, lot 2004 and inside folder.
- [10] **John Mowbray**, Postal Stamp Auction, No. 429, June 12, 2012, lot 2015 and inside folder.

[illegible]

Please remember to gloat about the benefits of your EFOTT membership when you are with your philatelic friends. When they get jealous, hand them some EFOTT membership applications or tell them to go to www.efocc.org...

ATTENTION:

WHEN THE TIME COMES TO SELL, YOU DESERVE OUR COMPLETE ATTENTION



*These are just a few of the many auction catalogs
we have created for our important consignors*

These catalogues take time and they require attention—attention to the careful lotting of your collection, thorough research and thoughtful descriptions.

The staff at Matthew Bennett International is committed to giving you our complete time and attention so that you get the results you deserve—a lasting legacy for your labors and maximum realizations for your stamps and covers.

To find out how to get the most attention for your consignment, please contact us at (410) 647-1002.



MATTHEW BENNETT INTERNATIONAL

8096 Edwin Raynor Blvd, Suite B • Baltimore, MD 21122

info@bennettstamps.com • www.bennettstamps.com

(410) 647-1002

C2 Perforation Varieties

MISPERFORATIONS



Several pieces from the same vertically misperforated sheet.



Plate strip containing a right vertical misperforation shift of 4 mm.

Revised figure 8 containing a new CE2 misperforated vertical pair—replaces the single piece in the row.

U.S. AIR MAIL SPECIAL DELIVERY ISSUES OF 1934-1936

Introduction

Three different U.S. 16c Air Mail Special Delivery issues [1934 blue, 1935 imperforate blue and 1936 bicolor—red and blue] were produced to combine two separate postal services—the 6c air mail rate and the 10c special delivery fee. This unique stamp concept was successful in expediting the franking and delivery of AMSD for a decade until the postal rate and fee for these services were increased in 1944. These dual-purpose issues were the only such stamps ever produced by the Post Office and all Philatelic Agency sales for the 1936 16c bicolor AMSD issue were suspended on Aug. 20, 1948.

Scope and Presentation

This is a traditional exhibit that explores the preproduction, production and postal usages to 1948 of the three 16c AMSD issues. The 10 frame display presents a panorama of the finest known and previously unknown material on these stamps that were acquired over the past 34 years by the exhibitor. For the AMSD issues, there are 3 different recorded proofs, of which 2 examples [Frame 1, Page 2 & Frame 1, Page 3] are shown—the missing piece is the 1936 bicolor small die proof. The last known bicolor proof was sold in the Oct. 18, 1972 Robert A. Siegel auction #419. This auction occurred 6 years before the exhibitor started collecting the AMSD series. Since 1972, no other examples have appeared upon the philatelic market for acquisition. Also, this exhibit introduces the first known UPU Portuguese Colonies Specimens and the unlisted Experimental Die proof with the Great Seal engraving that was employed for the blue vignette on the 1936 bicolor issue.

Although a multitude of production anomalies (EFO's) are shown for the AMSD issues, the only major printing error was a 1936 16c bicolor pane of 50 stamps that was imperforate vertically. From this error sheet, which was separated in 1949 by the H.E. Harris Company, a horizontal pair and center line block of 4 [Frame 6, Page 6] are featured in the exhibit.

One of the most challenging tasks in this specialty was acquiring AMSD perfins. The 1977 BIA's (now USSS) publication, "The Airmail Special Delivery Stamps of the United States", recorded only 12 different perfin patterns for the 1936 bicolor issue. None were listed for the 1934 issue. It took the exhibitor 25 years to acquire 4 different 1934 AMSD perfins for this exhibit in 2003. However, during a four month period in 2008, "3" more incredible copies appeared. Now the exhibit hosts a magnificent display of 7 different patterns on the 1934 AMSD issue [Frame 2, Page 5]. During the past 34 years, the exhibitor obtained 37 different perfins for the 1936 bicolor issue and 21 of these patterns are shown in the exhibit.

The AMSD issues were primarily intended for domestic mail so most foreign destination usages with these stamps and additional franking are scarce—some are extremely rare. During the AMSD stamps' period of usage, the special delivery fee was 20c for the few UPU treaty countries that handled this service. The special delivery fee was 20c to Canada but it was reduced to 10c on April 15, 1939. In the early 1930's, the foreign air mail rate varied from country to country so many overseas AMSD letters contained complex franking. Some letters were either underpaid or overpaid while others improperly used the 10c special delivery fee for postage. The postal regulation (Act of Aug. 4, 1886—4 Stat 17) clarified that the special delivery fee was not valid for postage or any other postal services. This restriction was misunderstood by the general public and seldom enforced by the Post Office for domestic and international mail. Even the Philatelic Agency violated this Post Office policy [Frame 2, Page 1] by using the special delivery fee for the registry service to Canada.

This exhibit concludes with some rare wartime postal history usages of the last AMSD issue. During WWII, U.S. Armed Forces personnel were given free franking privileges on first class mail. However, some servicemen franked their letters with the 16c AMSD stamp that they brought with them into the war zone. APOs did not carry the 16c issue in their stamp stock so all overseas military AMSD franked mail are scarce. On March 26, 1944, just 17 months before the end of WWII, new postal rates were introduced and the 16c dual-purpose issues lost its status as a single franking domestic stamp.

The 1934 16c Air Mail Special Delivery issue was designed by President Franklin D. Roosevelt, who was personally involved in the creation of 200 different U.S. stamps from 1933-1945.



Synopsis—front side.

Personal Study and Research

On the 1936 bicolor issue, several significant research projects were conducted by the exhibitor. One notable project [Frame 5, Pages 5-6] involved a five year study from 1990-1995 that uncovered the 5 missing Type 1 experimental red plates with 2 additional subtypes. In 1977, only 3 different experimental types were known and documented in the BIA's publication of "The Airmail Special Delivery Issues of the United States". The exhibitor's personal research extended the Type 1 experimental plates from the previous 3 recorded types to 10 different varieties for the eight red plate numbers.

Another research project [Frame 5, Page 10] involved the bicolor Type 4 "dashes and dots" salvage markings that are located in the extreme lower corners of the eight red plates. There are no known studies on these red markings. For 34 years, the exhibitor has been seeking panes of 50 stamps with these elusive imprints, however, only partial images in the 80-85% range have been discovered by the exhibitor. Eight corner singles showing the "dashes and dots" markings were utilized for this exhibit since it was impractical to display the eight different full sheets in the exhibitor's main collection.

Difficulty of Acquisition

Significant pieces worth noting are identified below and highlighted with a "blue" asterisk symbol throughout the exhibit.

Exhibit Item	Description and Philatelic Significance	Frame	Page
1934 Issue — Large Black Color Trial Proof: The finest of 2 known copies—other proof has a trimmed down matte.		1	2
1934 Issue — Small Die Proof: Dark blue on wove paper stock—one of two known copies—PF Certificate 72333.		1	3
1934 Issue — UPU Portuguese Colonies Specimen: Auction discovery copy in Aug. 2000—PF Certificate 0364716.		1	3
1934 Issue — BEP Gumming Production Error: Gum applied to both sides of the stamp—PF Certificate F197029.		1	11
1934 Issue — Experimental Machine Gum Breaker: Exhibitor's discovery—previously unknown to Gum Specialists.		1	12
1934 Issue — P.O. Violation of Special Delivery Fee: Philatelic Agency improperly using the SD fee for registration.		2	1
1934 Issue — Philadelphia, Pa. Precancel: Only legitimate precancel usage—formerly in the Carl Betts collection.		2	4
1934 Issue — Dallas to Chicago Interrupted Flight: One of two reported crash covers with the 1934 AMSD issue.		2	10
1934 Issue — Quarantine Cover: Rare auxiliary marking—New York City Port Facility, "Landing Dept., Quarantine".		2	11
1934 Issue — New York City Pneumatic Tube Mail: Rare auxiliary marking—The Hotel New Yorker/Tube Station #2.		2	12
1934 Issue — Hindenburg Flight: Rare and proper AMSD franking to Germany with the 1933 50c Zeppelin issue.		3	8
1934 Issue — First American Rocket Flight: Postcard franked with four red rocket stamps—one of five in existence.		3	9
1934 Issue — First American Rocket Flight: Cover franked with four green rocket stamps—one of five in existence.		3	9
1934 Issue — To Korea via Japanese Air Mail: Airline service provided by Japan Air Transport Company [NKYKK].		3	14
1934 Issue — To Manchoukuo via Chinese Air Mail: Airline service by CNAC in China and MKKK in Manchoukuo.		3	15
1934 Issue — To Java via Netherlands Air Mail: Airline service by KLM—largest recorded multiple foreign franking.		3	16
1935 Issue — Private "Perforated 14" Farley Issue Cover: One of two known copies—both discovered by exhibitor.		4	6
1935 Issue — American Postal Machines Company Flag Cancellation: Only reported commercial flag cancel usage.		4	10
1935 Issue — Postcard Franking: Rocket flight postcard—one of five with block of 4. Only reported postcard usage.		4	12
1936 Issue — Great Seal Experimental Die Proof: Unlisted proof showing the 1936 AMSD Great Seal vignette die.		5	1
1936 Issue — UPU Portuguese Colonies Specimen: Auction discovery copy in Aug. 2000—PF Certificate 0364717.		5	2
1936 Issue — Full Blue Chrome "C": Only known Type 2 full "C" from 13 reported copies—also a full Type 4 exists.		5	9
1936 Issue — Experimental Machine Gum Breaker: Exhibitor's discovery—previously unknown to Gum Specialists.		6	5
1936 Issue — Imperforate Vertically Error: The center line block with a left margin pair from the error sheet of 50.		6	6
1936 Issue — FDC with Largest Known Multiple Plate Block: Rare usage with plate strip of 10—one of two known.		7	1
1936 Issue — Philadelphia, Pa. Precancel: Only legitimate precancel usage—formerly in the Carl Betts collection.		7	8
1936 Issue — Worlds Fair Sta. Postmark: Exhibitor's discovery—only known copy in Bomar's 2007 Exposition book.		7	16
1936 Issue — LA to Salt Lake City Interrupted Flight: One of two reported crash covers with the 1936 AMSD issue.		8	1
1936 Issue — Four Country Franking: "Around-the-world" FAM-18 first flight cover from and to Shediak, Canada.		9	8
1936 Issue — Two Ocean Flight via Zeppelin/Clipper: Incoming 16c AMSD from Germany to the Philippine Islands.		9	9
1936 Issue — Around-the-World Hindenburg Cover: Zeppelin to Germany, onward to China & redirected to the U.S.		9	9
1936 Issue — To Java via Netherlands Air Mail: Ship transit to the Netherlands and airline service by KLM to Java.		9	16
World War II — Dec. 8, 1941 First Day Cover: Historical WWII date—the "Declaration of War" from Washington, D.C.		10	1
World War II — Operation "Plum" Cover: Secret military reinforcement of the Philippines just 17 days prior to WWII.		10	2
World War II — Corregidor, Philippine Islands Cover: POW survivor from the fall of Corregidor and "The Great Raid".		10	3
World War II — Arcadia Conference: 1st British-American conference with Churchill—established the United Nations.		10	4
World War II — Trident Conference: 3rd British-American conference with Churchill—authorized D-Day in May 1944.		10	4
World War II — Official War Ballot Cover: Only reported 16c AMSD usage shown in Russ Carter's "War Ballots" book.		10	7
World War II — Not Charged to Allocation: Rare postal auxiliary marking denying a parcel shipment to a serviceman.		10	8
World War II — Prisoner of War Cover: Rare WWII delivery to POW in Manchukuo by M.V. Gripsholm and Teia Maru.		10	16

Philatelic References

1. The Airmail Special Delivery Stamps of the United States — Bureau Issues Association, Inc. — Ralph L. Sloat.
2. U.S. International Postal Rates, 1872-1996 — Cama Publishing Co. — Anthony Wawrukiewicz and Henry Beecher.
3. U.S. Numbered Military Post Offices 1941-1994 — The Military Postal History Society — Cosentini and Gruenzer.
4. U.S. Official Postal Guides and Supplements — July 1934 to July 1949 — U.S. Government Printing Office.

3/12

Synopsis—back side.

Editor's Note: This completes the presentation by Hideo Yokota. *Thanks, Hideo!*

The Inverted Jenny Production of the USPS

Edited by Cemil Betanov with contributions from Stuart Bradley, Dave Hunt & John Hotchner



Some time ago, your Editor started to receive comments about the new Inverted Jenny, enough to distill them in an article.

The starting point was the EFO potential of this new issue, but there is more to discuss than that. As our readers will be aware, the USPS has also decided to run a sort of lottery by inserting un-inverted sheets, and this is also something that, even if not in EFO territory, is worthwhile to discuss.

It all started with two e-mails I received just around the same time, from Dave Hunt, our Treasurer, and Stuart Bradley, longtime EFOCC Member #695.

Dave sent me a scan, a detail of which is shown to the right and commented "...Although not exactly dramatic, there is a fair amount of blue contamination in the red. All the sheets I bought today show this to some extent, but this example is the most pronounced. Perhaps other members might report what they find?" Actually, there was more than Dave indicated in his scan. If one looks at the upper right corner of the left stamp, there was also an ink overflow or bleeding, present to a lesser extent also on the right stamp. Still, compared to others, Dave got "decent" stamps!

Stuart e-mailed me on September 24th the scan shown above and commented:



"I attended the First Day Stamp Ceremony on Sunday, September 22nd for the Inverted Jenny Sheet of 6 \$2 stamps at the National Postal Museum. The first sheet I purchased had a number of problems: the selvage was yellow, the blue border was bleeding, the red stamp border was bleeding and the blue ink was migrating into the red border at the 'U.S. Postage'. I attach scans of that sheet. Each sheet is sealed inside an envelope which is sealed inside cellophane packaging. It is my understanding that the 2 million sheets were printed by intaglio in three passes of the press. I think this all adds up to a potential for some EFO material with this issue like we have not seen for a long time."

Hence we provide here an overview of the printing errors and then, the lottery aspect.

The EFOs

It is useful to make a listing of all reported issues so far, based on Stuart's and Dave's reports. Note that several issues may and do appear on the same sheetlet:

i. Bleeding at the stamp edge



ii. Color cross-contamination, both blue contamination red areas but also red contaminating blue areas



iii. Shifted die-cuts



iv. Missing lines: Shown below, the line above "DOLLARS" is missing, but other lines may be missing as well.



v. White Dot (close to the upper right corner of the stamp): This is the one that has the potential of being a constant error, if it can be shown that it occurs repeatedly in a particular position. The example shown below has both the white dot as well as the missing line above the word DOLLARS.



Upon my consultation, the John Hotchner provided the following opinion: *"This issue appears to have been printed on a Giori-type press in which multiple colors are applied to a single plate. The types of variety you speak of are common on the Giori press and Huck press (enhanced Giori process) stamps of the late 1950s into the 8c era particularly. Minor varieties for the most part, tracking to the inking process and wiping problems. Die cut shifts are a more modern phenomenon, and on productions, where the stamps to be die-cut, are out of the ordinary patterns, I am not surprised that some of these will get past inspection."*

The Lottery

Regarding the lottery aspect, if you read Linn's or other large stamp publications, you cannot have missed ads offering to buy the *un-inverts* at the *right price*!

On October 5th, Stuart again commented in an e-mail: *"Did you get the news that the postal service printed 100 sheets of this issue with the plane right side up and that accounts for the security of the packaging? Is that not an EFO since it was intentional? How would you value such a modern rarity? As I calculate the odds there is a one in 20,000 chance of getting one of these when you purchase a sheet. I think this is a very bold move on the part of the Postal Service."*

First things first: The un-invert is definitely **not** an EFO, since its creation was intentional by the USPS. Still, in the mist of time, things are forgotten, and we have no way of saying how these will be seen 50 or 100 years from now. The boundaries are not totally clear cut. Just think of John Hotchner's Perf Orations column that appeared in our January-March 2013 issue, titled: *"Even Manufactured Varieties Can Be a Challenge! Try the Spanish Lindbergh Air, Scott C86."* If the un-invert is not a "manufactured variety", then what is it? The question is perhaps: Is it worth collectors' attention as a collectible? Judging from the ads offering to buy them up at the *right price*, some certainly seem to think so.

Here is John Hotchner's take, from an e-mail he sent me on October 5th: *"I think the price of this will climb rapidly to \$500 per sheetlet, and hang there for a while; after which, who knows. There are 100 C3aS, but 6000 of the new non-inverts (and no*

they are definitely NOT EFOs which are essentially production mistakes). Depends upon how many collectors want one - can afford it, and how many are kept as full sheetlets. If most, then the price goes viral if the hobby does not rise up in protest. The judgment is not in on this one, as I get about equal reaction (wonderful idea -- kill the PMG) from people I have talked to. And of course I have not heard a categorical statement from the USPS that they will not print more, or haven't printed more and are ready to spring them."

On October 10th, I e-mailed Stuart, John and Dave: "I agree with John, in the sense that these are not EFOs, that's for sure. But the intentional generation of "rarities" works against the hobby, as I see it. If it becomes a habit, then it becomes a turn-off for people who aim at having complete collections, and, after having selected an "affordable" topic, they resent having to pay much more for a piece than the regular ones. It reminds me also of the policy if the German Democratic Republic of having a "key value" in each set, which often was not available to East Germans. I did not collect GDR as long as the country existed as a political entity..."

Stuart disagreed on October 11th: "I have to disagree, as I believe this is good for the hobby. I think the USPS has created a level of excitement for stamp collecting that we haven't seen since the Legends of the West lottery. I have purchased so many sheets I have enough \$2 stamps to mail packages for the next five years. I even found one rural VA post office had tampered with the packaging and the clerk was very excited about the issue saying it was like finding "a prize in a cracker jacks box". Non stamp collectors are finding out about this. The New York Times had an article about it. I would say, however, that in the past it seemed to be USPS policy to issue enough for everyone that wanted one to reasonably be able to get one. One hundred sheets is way too low for that, but I understand they wanted to mirror the 100 stamps of the original inverted Jenny find. As for this complete collection argument, I never had much patience for stamp collectors complaints about the USPS issuing too many stamps or this or that. A stamp program has to use the scatter gun approach to try and interest a large number of people. For me this year it was Civil War 1863, Modern Art and the Inverted Jenny. I have never had any trouble collecting what I like and disregarding the rest. It seems that people with a complete collection of anything get bored with it and end up selling it. That is why EFO's are so great, there is no complete collection despite the overuse of the "major error" designation by dealers. Buying one of these Jenny sheets is like buying a \$12 lottery ticket, only it is still worth \$12 as postage afterwards. You can't beat that."

OK, we can disagree and still be friends... What is your opinion? Do not hesitate to participate in the discussion by e-mailing or writing to the Editor, addresses are on page 4. ♀

Shame On Me

Ed Silver

Here's a little test – read the following paragraph:

Mary had a little lamb, little lamb, little lamb.

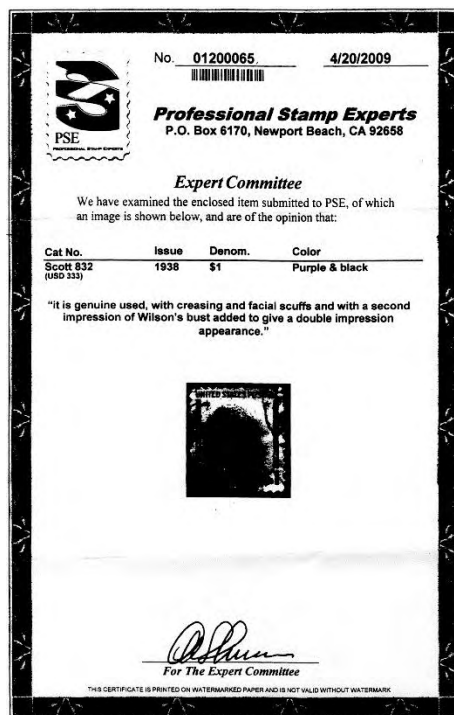
Mary had a a little lamb whose fleece was white as snow.

How many readers do you think missed the repetition of the letter "a" after the last "Mary had?"

Psychologists claim that people will often see or hear what they want to see or hear, frequently based on prior experiences. What does this have to do with error and freak stamps?

I saw an offer for a used \$1 Woodrow Wilson stamp (Scott 832) with a certificate. The stamp was described as a double impression. "A #832 double impression," I said to myself. I realized that in over 70 years, no one had ever reported such an error! Yet, the asking price was relatively low. "What would such an error bring in the open market?" I asked myself. If I obtained the stamp, could I get the Scott catalog to list it? Thoughts of collectors I knew who would be glad to pay thousands for the stamp crossed my mind. I pondered as to which auction house I should contact and would the stamp be featured on a catalog cover... How about a headline article in Linn's?

So, I bought the stamp! As the psychologists suggested, I saw what I wanted to see. The certificate stated "it is genuine used" and I immediately ignored the rest of the certificate's narrative (shown below). The image of the double impression is clear on the stamp but difficult to see on the certificate; however, a careful reading of the balance of the description clearly indicates that the double impression was "added." Thus, the error is a fake. Shame on me! However, one could also argue that the Professional Stamps Experts could have been clearer in their description. How much more helpful would it have been if the stamp was described as "not a genuine double impression?" Shame on PSE!



Modern Great Britain Errors



The QE2 stamp of 1969

Top stamp is the normal one. The lower left stamp has the blue background shifted left which displaces the white superstructure. The lower right stamp is missing the grey decks, 175 known.



2003 Christmas Stamps: Ice Sculptures

A small colour (hey, it is a British stamp, after all) shift, but I like it because the red and blue misalignment reminds me of the old 3-D comic books that you needed to wear the red/green glasses to get the effect. I was told about 300 copies exist of the 2nd Class stamp, I don't have information about the quantity of the E stamp.

PerfOrations: Expertizing Revisited

John M. Hotchner

P.O. Box 1125, Falls Church, VA 22041, jmhstamp@verizon.net

We last talked about this subject in the July, 2007, Perf Orations column. A copy of that article is available to EFOCC Members if you will send me a stamped addressed envelope at the PO Box address above. In it, I laid out the equipment that you need to become your own expert. Thinking about this, though, I left out an essential aspect, and that is the literature that you need to train yourself about what to look for as well as to educate yourself about what exists.

Why is the latter important? If a given commemorative was issued in 1963, and suddenly shows up in 2013, 50 years later as a new missing color, there is reason to question the authenticity of the presumed error. It is not impossible for such a stamp to be genuine, but it is highly unlikely that in 50 years, no other copies would have surfaced. So, referring to the Scott Specialized and/or the *Datz Catalogue of Errors on U.S. Postage Stamps* (now being published by Scott) to see if there is a listing is a good first step when considering something you are being offered.

So, let's take a look at the essential literature:

Datz Catalogue of Errors on U.S. Postage Stamps, by Stephen R. Datz, 2010, 15th Edition, published by Scott Publishing

This can be purchased from Scott, via their Amos Press website, or used copies can be found on Amazon.com. Its primary focus is on detailed listings of imperfs, color-omitted errors, and inverts, which it both pictures and prices. But it also has chapters describing Printer's Waste, and EFOs & other unusual stamps, as well as a chapter on definitions.

Scott Specialized Catalogue of United States Stamps & Covers, edited by Charles Snee, 2014, 92nd Edition

While it is always good to have the latest, the price at about \$100 is daunting, and earlier editions, though missing the latest listings, will cost you half as much or less if you can find one via your local stamp shop, or your favorite philatelic literature outlet, or Amazon. The Scott Specialized does not show pictures of errors. It does, however, list lots of errors that Datz does not: Major plate varieties, missing tagging, major color varieties, gutter pairs, and more. And prices given will of course be much more current than in the 2010 Datz.

How To Detect Damaged, Altered, and Repaired Stamps, by Paul W. Schmid, 1979, published by Palm Press

This is a 100-page gem. Inquire of your favorite philatelic literature dealer. While not much help with today's multicolor errors, this book is of immense value on the subjects of gum, perforations, alteration of routine stamps to make them appear like valuable first cousins, and on the production and properties of genuine coils. There are many good illustrations and subject and Scott number indices.

The next couple of references are specifically for U.S. issues:

The Expert's Book, A Practical Guide to the Authentication of United States Stamps: Washington/Franklin Issues 1908-1922, by Paul W. Schmid, 1990, published by Palm Press

This is a reference that is important for both the accurate identification of stamps of the Washington/Franklin series, but also for identifying the errors in that series, as well as the frequently faked stamps. Its 200+ pages present sections on the flat plate issues, the rotary press issues, the offsets, the different design types and how they can be altered to appear to be more expensive varieties, expertizing flat plate coils, and techniques for perforation measurement, design measurement, watermark detection and determination of printing method. Almost needless to say, the techniques and much other information is of use beyond Washington/Franklins.

Pamphlet Published by the APS

One of the more frustrating areas of expertizing is the Kansas-Nebraska overprints on the 1922 issue. A 33-page combination pamphlet containing two essays was written in 1973 and published by the American Philatelic Society. It remains useful today. The two essays are: Counterfeit Kansas-Nebraska Overprints on 1922-1934 Issue by Robert H. Schoen and James T. DeVoss, and First Day Covers of the Kansas-Nebraska Overprints by Jack V. Harvey. It is out of print, but old copies are still available from literature dealers. Also, I have one extra copy, and the first person to write and ask gets it as a freebie.

The following are not specific to a particular country or issue. They include U.S. fakes, but also much more in the way of worldwide material. They make for informative and interesting reading:

Opinions I-Opinions VIII: Philatelic Expertizing – An Inside View, by various authors, 1983-2010, published by The Philatelic Foundation

20 to 40 articles per book describe how they determined the authenticity (or not) of difficult items PF experts expertized. Some still available from the PF (www.philatelicfoundation.org) and others from literature dealers; especially Subway Stamp Co.

Linn's Focus on Forgeries: A Guide to Forgeries of Common Stamps (Revised, Expanded Edition), by Varro E. Tyler, 2000.

This has over 350 short articles on often-forged worldwide stamps. Out of print. Available from philatelic literature dealers.

Forged Postage Stamps of the Americas (Excluding British Empire): Illustrated Reference Manual, based on H. Bynof-Smith's collection of Forged Postage Stamps of the World, 1991.

EFOCC Auction Rules for Consignors

Preparing Lots

Please use a blank form from a recent copy of the EFO Collector. Photocopies are fine. Please use a separate form for each lot.

Secure each lot to the front of the form; attach large lots to the reverse side. Protect all items with mounts, glassine, etc., and stiffeners, if necessary, but **be sure** item/items can be easily removed by Auction Director for examination and/or photographing. Do not use staples. Attach each item so that the description can be easily read. A simple and easy way to mount lots is to do so on dealer sales cards, or in glassines mounted face down for easy removal.

Include a reserve (minimum bid) or write "none". Lots may be revised to accurately describe items; or returned if necessary. Your name and EFOCC number must be on the consignment form, however, to preserve anonymity, these are removed from the consignment sheet before sending item to successful bidders.

Send consignments to David Hunt, 45 Fairway Drive, Denver, PA 17517. Use **insured** or **registered** U. S. Mail.

Consignor Fees

Consignor commission is 10% of the hammer price, with a minimum bid of 50 cents per lot.

Unsold lots incur a 50 cent fee per lot, and the consignor pays return postage and insurance.

Expenses and printing constraints make it impractical to picture every lot, especially those which are large in size. The EFOCC will exercise discretion in picturing lots.

Consignor Special Instructions

To save postage and labor, EFOCC can automatically re-submit unsold lots with lower minimums in a future auction, **if you instruct EFOCC clearly what to do**.

If you send duplicate or very similar lots, it is consignor's responsibility to state clearly if you would like to have these placed in different sales. Generally, EFOCC places all items received in the same sale to minimize paperwork.

Consignment/Payment Timing

EFOCC receives consignments continually and prepares them for subsequent sales, roughly on a first-in/first-out basis. However, large lots may be spread over several auctions.

After the close of each sale, unsold lots are offered to bidders on a first come-first served basis for \$1 over the reserve with no buyer's commission or postage. This increases total sales, makes more bidders happy, and sells more lots for consignors, all for very little additional effort.

EFOCC needs approximately one month after auction's closing date to determine successful bidders, prepare and mail invoices, mail lots, receive payment from winners, list after sale lots and accept their offers, etc., etc. Thus, consignors can expect to receive payment about four to six weeks after an auction closes.

Lot #	Catalog	EFOCC Auction #133 – Lot Descriptions	Cat Val	Minimum Bid
1	1393	6¢ Eisenhower perf shift NH		\$7.00
2	1768	15¢ Christmas perf shift NH		\$10.00
3	1289	20¢ Marshall misperf NH		\$10.00
4	1946	C' stamp misperf NH		\$14.00
5	1394	8¢ Eisenhower perf shift NH		\$10.00
6	1402	8¢ Eisenhower coil stamp misperf NH		\$7.00
7	1582	10¢ Justice misperf NH		\$11.00
8	1511	10¢ ZIP Code misperf NH		\$12.00
9	1625	13¢ Flag imperf coil pair NH		\$9.00
10	1597	15¢ Flag with red underinking NH		\$12.00
11	1894	20¢ Flag imperf coil pair NH		\$15.00
12	1858	18¢ George Mason misperf NH		\$15.00
13	1731	13¢ Carl Sandburg perf shift NH		\$12.00
14	1683	13¢ Telephone misperf NH		\$30.00
15	804	1¢ Washington perf shift NH		\$5.00
16	805	1.5¢ Martha Washington perf shift NH		\$5.00
17	806	2¢ Adams underinked (plus normal) NH		\$7.00
18	807	3¢ Jefferson misperf NH		\$5.00
19	1018	3¢ Ohio misperf NH		\$12.00
20	1067	3¢ Reserves misperf NH		\$10.00
21	1055	2¢ Jefferson misperf coil single NH		\$6.00
22	1299	1¢ Jefferson misperf coil single NH		\$6.00
23	1845	2¢ Stravinsky 2-way misperf NH		\$6.00
24	1280	2¢ Frank Lloyd Wright misperf NH		\$8.00
25	1281	3¢ Parkman misperf NH		\$5.00
26	1282	4¢ Lincoln misperf NH		\$6.00
27	1283B	5¢ Washington misperf NH		\$8.00
28	1271	5¢ Florida black color shift NH		\$13.00
29	2061	20¢ Streetcar change of legend color shift NH		\$10.00
30	811	6¢ J. Q. Adams misperf NH		\$15.00

EFOCC Auction Rules for Bidders

How to Bid

Please bid on a consignment form from a recent EFO Collector. A photocopy is fine. Include your EFOCC membership number. For new bidders and non-EFOCC members, please include your APS membership number. Sign your bid sheet to acknowledge acceptance of the EFOCC auction rules; unsigned forms can not be accepted. Submit bids to David Hunt, 17 Fairway Drive, Denver, PA 17517, e-mail to dhhunt@ptdprolog.net.

Bidding Precautions

Minimum bids are not estimates, but are true reserves established by the consignors. Bids below the listed reserve will not be accepted.

Bidders are responsible for inaccurate bids. Bids do not have to be typed, but, please, be sure numbers and amounts are clearly legible. Confirm phone and e-mail bids with a written bid sheet.

Auction Bid Increments

Please use the following increments when bidding and/or assigning reserves to consignments. Lots are sold to the highest bidder at one advance over the second highest bid.

EFOCC reduces non-conforming bids to the next lower increment. For example, a bid of \$39.50 will be entered as \$39.00.

Special Bidding Instructions

As the EFOCC auction is a small auction, special instructions cannot be easily accommodated. EFOCC cannot accept "BUY" bids, nor "INCREASE BY...%" bids. **Please, make your final, best, and highest bid and you will get the lot at the lowest price available.**

Bidders' Payments

A 10% buyer's premium is added to the hammer price of each lot. Buyers pay postage, plus insurance on lots valued at over \$10.00.

Payment is due upon receipt of invoice. If you will be out of town for a while just after an auction closes, or are moving to your summer home about that time, please let EFOCC know at the time you place your bids.

Returning Lots

Within five (5) days of receipt of awarded lots, you may return any lot which is not described correctly provided such lot is still in its original condition. If an expertizing certificate is a condition of bidding, please inform EFOCC of this before auction closes.

One Final Request

Please **bid generously on donation lots** whose monies go entirely to the benefit of the EFOCC.

31	1436	8¢ Emily Dickinson color shift NH	\$12.00
32	1942-5	20¢ Cactus block, engraved black shifted up 2mm NH	\$60.00
33	1541a	10¢ Minerals block color shift NH	\$30.00
34	C78a	11¢ Airmail miscut bklt pane with EE bars	\$20.00
35	1580	1975 Christmas misperfed pair NH	\$30.00
36	1338	DONATION 6¢ Flag block with perf shift NH	\$5.00
37	1472	DONATION 8¢ Santa block with color shift - see bugle. NH	\$6.00
38	1436	8¢ Emily Dickinson block with perf shift NH	\$35.00
39	2221b	25¢ Honeybee coil pair missing engraved black bee NH	\$75.00
40	1281	DONATION 3¢ Parkman plate block misperfed with most of plate no. in stamp. NH	\$20.00
41	1281	DONATION 3¢ Parkman zip block misperfed with most of zip inscription in stamp. NH	\$16.00
42	1067	3¢ Reserves misperf NH	\$12.00
43	C23	6¢ Airmail pair with shifted vert. perfs. NH	\$10.00
44	2062b	20¢ Streetcars block with engraved black omitted NH	\$180.00
45	2107	20¢ Christmas misperf pair NH	\$20.00
46	1935a	8¢ Space Achievement pair with color shift NH	\$30.00
47	1734	13¢ Indian Head Penny underinked NH	\$10.00
48	1822	15¢ Dolly Madison misperf NH	\$35.00
49	J100	\$1 postage due with vignette shift NH	\$15.00
50	1900	5.2¢ Sleigh miscut coil pair NH	\$15.00
51	1743	A' Stamp misperf coil pair NH. Has some adhesive from the tape at beginning of roll on face of the stamps.	\$8.00
52	1818	B' stamp misperf coil pair NH	\$13.00
53	J93	5¢ postage due with vignette shift NH	\$10.00
54	1947	C' stamp misperf coil pair NH	\$15.00
55	2112	D' stamp misperf coil pair NH	\$7.50
56	1845	2¢ Stravinsky strip with normal, extra wide, and misperfed stamps NH	\$14.00
57	2515	25¢ Christmas misperf NH	\$15.00
58	554	2¢ Washington impressive diagonal misperf NH	\$80.00
59	703	2¢ Yorktown vignette shift NH	\$12.00
60	1396	8¢ Zip Code with two color shifts, eagle and logo to the left and gold lettering to right NH	\$11.00
61	C39	6¢ Airmail change of legend misperf NH	\$10.00
62	1473	8¢ Pharmacy misperfed pair NH	\$5.00
63	1384	6¢ Christmas with mirror image precancel on back (normal precancel on front, too) NH	\$25.00
64	1557	10¢ Mariner 10 with nice color shift NH	\$13.00
65	1356	6¢ Marquette misperfed margin pair NH	\$25.00
66	1151	4¢ SEATO misperf NH	\$15.00
67	2015	20¢ Libraries change of legend misperf NH	\$12.00
68	968	3¢ Youth Month misperf NH	\$1.00
69	1735	A' stamp horizontal perfs misplaced and a bit diagonal NH	\$8.00
70	669	1¢ Nebr. overprint pair, top stamp with overprint "stretched". NH	\$20.00
71	899	1¢ Defense pair with blind perfs between (some perfs are completely missing). Precanceled NH	\$5.00
72	548	1¢ Pilgrims reverse offset NH	\$50.00
73	1336	5¢ Christmas misperf creates short stamp. Bend near bottom NH	\$10.00
74	920	5¢ Overrun Countries Denmark, flags up and down NH	\$10.00
75	1862	20¢ Truman pair with horiz. perfs misplaced NH	\$15.00
76	1361	15¢ Owls engraved black shifted so denomination is on left NH	\$20.00
77	1236A	12¢ Henry Ford 2-way misperf NH	\$20.00
78	1862	20¢ Truman dry print NH	\$7.00
79	1863	22¢ Audubon misperf NH	\$6.00
80	88	3¢ Washington 11 x 13 grill with horiz perfs shifted up 5mm. Used.	\$25.00
81	65	3¢ Washington fully doubled vertical perfs. Used.	\$25.00
82	25	3¢ Washington Type I, vertical perfs shifted 3.5mm left. Used.	\$100.00
83	65	3¢ Washington vert perfs doubled, LH but only partially gummed, possible thin?	\$65.00
84	147	3¢ green Washington diagonal ppc. Used.	\$45.00
85	282	6¢ Garfield ppc. Used.	\$35.00
86	528A CF1	2¢ Washington Counterfeit NH	\$50.00
87	1402	8¢ Eisenhower miscut coil pair with change of legend NH	\$30.00
88	1735	A' stamp vertical strip of three, horizontal perfs diagonal and misplaced with gutter at bottom of middle stamp NH	\$125.00
89	C56	10¢ Pan-American Games, 2-way misperf with part of lower pane showing in bottom margin. NH	\$12.00
90	2054	20¢ Met Opera pair with engraved purple shifted down NH	\$25.00
91	804	1¢ Washington block of ten including plate block - double paper web splice NH	\$45.00
92	1508	8¢ Christmas change of design misperf showing part of pane from above in margin NH	\$25.00
93	1800	15¢ Santa vertically misperfed NH	\$12.00
94	1800	15¢ Santa horizontally misperfed NH	\$13.00
95	2463	20¢ Cog Railway misperfed pair NH	\$15.00
96	2517	F' stamp appears to be missing all of the red NH	\$30.00
97	1912-19	18¢ Space Exploration 2 blocks of four with vertical perfs shifted to right 7mm. Blocks were never together since one has left margin and the other has right margin NH	\$30.00
98	1447	8¢ Peace Corps marginal pair with shift of red and light blue NH	\$30.00
99	724	3¢ William Penn UL margin block with paper fold and crazy perfs. NH	\$25.00

100	C23	6¢ Airmail TOP block of four with plate numbers, red shifted down, DG and toning or gum soaks.	\$15.00
101	741	2¢ National Parks LL margin block of six. Diagonal ppc affects top two and right middle stamps NH (looks like an earthquake!)	\$40.00
102	1278b	1¢ Jefferson bklt pane miscut showing 100% of EE bars. NH	\$25.00
103	1520	10¢ Jefferson Memorial misperfed line strip of three NH	\$35.00
104	2521	4¢ Make-up stamp block with vert perfs on diagonal NH	\$50.00
105	2521b	4¢ Make-up stamp imperf block (wrinkle in UL stamp) NH	\$130.00 \$90.00
106	807	3¢ Jefferson LR block of six. Horizontal perfs shifted down - below cutting line and showing parts of stamps from	\$40.00
107	C23	6¢ Airmail plate strip of ten, vignette shift down NH	\$25.00
108	2870	29¢ Recalled Legends of the West with cardboard holder and USPS letter NH (plus a corrected Legends sheet)	\$100.00
109	1712-15	13¢ Butterflies error in that the bottom row of stamps are oversized at 27mm high (instead of 25mm) due to bottom row of perfs being shifted down. Lot contains one plate number strip of 20 with bottom two stamps oversized; two horizontal strips of 10 with five oversized bottom row stamps each; and one used stamp on piece. Included for comparison is a matched set of four plate strips of 20 with normal sized bottom row stamps. NH	\$45.00
110	1563	10¢ Lexington-Concord plate strip of 12 with change of design misperf. NH	\$150.00
111	1202	4¢ Sam Rayburn strip of 5 with both normal and inverted perfs NH	\$125.00
112	2077	20¢ Touro Synagogue Double ZIP strip of 10 with bits of extra stamps NH	\$30.00
113	1687t	18¢ Declaration of Independence SS, perf shift up results in values missing for stamps a & d. NH	\$225.00



Auction 133 closes on January 31st, 2014



Auction 133 closes on January 31st, 2014

View large auction pictures in color at <http://www.efocc.org>



Auction 133 closes on January 31st, 2014

View large auction pictures in color at <http://www.efocc.org>



EFOCC Auction Consignment Form

EFOCC use – only ⇔ AUCTION #:

LOT #:

Consignor: _____ Address: _____ _____ Telephone: (____) - _____ Email/Fax: _____ EFOCC Membership No: _____ APS Membership No: _____	Country (if not U.S.): _____ Catalog No. _____ _____ Catalog Value: _____ _____	Condition (circle): NH LH HH HR NG USED Please check if this is a donation lot: <input type="checkbox"/> Please note Minimum Bid: \$ _____
--	---	--

Description of item: {Please note any faults and fasten lots below this line or on the reverse side}

Instructions: Fill in all information. Attach each lot to the front of one form, using a stock card, face-down glassine or other mount. Use separate rigid sheet for larger lots and attach a completed form. No staples - please. Make sure it is easy for us to remove and re-insert each lot.



Send consignment form(s) with lot(s) to: David Hunt, 45 Fairway Drive, Denver, PA 17517
For you protection, we recommend that you send lot(s) by registered or insured mail.



EFOCC Auction Bid Sheet

Name: _____ EFOCC #: _____ *New Bidders.....APS Membership appreciated: _____*
 Address: _____ Phone: (____) _____ *Please limit my purchases to:*
 City: _____ State: _____ Zip: _____ \$ _____

Please execute the following bids for me in EFOCC Auction # _____

{Signature - all bid sheets must be signed}

{Date}


Earliest postmark wins tie bids!!

Lot#	Bid	Lot#	Bid	Lot#	Bid	Lot#	Bid	Lot#	Bid	Lot#	Bid

Postage will be charged to the bidder. A 10% buyer's premium will be added to successful bids.
 Mail bid sheets to: David Hunt, 45 Fairway Drive, Denver, PA 17517 or email to: dhhunt@ptdprolog.net

Right column:
Lot 109

Auction 133 closes on January 31st, 2014



View large auction pictures in color at <http://www.efocc.org>

For over 60 years...



American philately's #1 dealer in major errors.



Now also your source
for investment grade
U.S. classics.

Jack Nalbandian, Inc.

Post Office Box 71
East Greenwich RI 02818
Toll Free: (877) 742-6168
Phone: (401) 885-5020
nalbandianj@earthlink.net

www.nalbandstamp.com

Is your World Upside Down?

You're not alone – thousands of stamp collectors see the world in a different way.

Let us provide you with all the gorgeous stamps found right side UP, and upside DOWN!

Each of our auctions features hundreds of unique EFOs from the USA and around the World.

Looking to sell? We are the official auctioneer at six major stamp shows each year.

For a complimentary auction

1-800-782-0066

or visit our website at

www.Regency-Superior.com



Your Source for Buying, Selling & Consigning Errors, Freaks & Oddities

STAMPS • COINS • SPACE • AUTOGRAPHS

REGENCY SUPERIOR

Experienced Auctioneers Since 1929

229 N. Euclid Avenue • Saint Louis, MO 63108



ifsda
Int. Federation of stamp
dealers' associations

