

A Publication of the  
EFO Collectors' Club  
APS Affiliate #103  
ATA Chapter #94

# The EFO Collector



April - June 2007    Volume XXV No. 4    (Whole Number 147)    ISSN 1099-7377

Errors, Freaks & Oddities Collectors' Club - Mozilla Firefox

File Edit View History Bookmarks Tools Help

http://www.efocc.org/main.php

Getting Started Latest Headlines

## Errors, Freaks & Oddities Collectors' Club

### Welcome!

**New: Errors, Freaks and Oddities by John Witt**

We collect stamps and postal stationery items that are different from the original design, misprinted, miscut, or otherwise mishandled during the production process. Here are a few examples:

Stamps and postal stationery items that have production errors are collected by members of the Errors, Freaks & Oddities Collectors' Club (EFOCC). The club provides members with information regarding the club's mission, membership benefits, such as:

- Subscription to The EFO Collector, our award-winning quarterly publication
- A quarterly auction that allows members to sell and acquire rare and valuable items
- Heirs' assistance program,

Examples of errors include:

- Misprints
- Miscuts
- Misalignments
- Misorientations
- Misregistrations
- Miscolorations
- Misperforations
- Misbindings
- Misfoldings
- Misdeliveries
- Misuses
- Misuses of the name of the club
- Misuses of the club's logo
- Misuses of the club's website
- Misuses of the club's social media
- Misuses of the club's email
- Misuses of the club's phone
- Misuses of the club's fax
- Misuses of the club's mail
- Misuses of the club's shipping
- Misuses of the club's insurance
- Misuses of the club's legal
- Misuses of the club's financial
- Misuses of the club's human resources
- Misuses of the club's information technology
- Misuses of the club's marketing
- Misuses of the club's public relations
- Misuses of the club's community relations
- Misuses of the club's environmental
- Misuses of the club's safety
- Misuses of the club's security
- Misuses of the club's risk management
- Misuses of the club's crisis management
- Misuses of the club's disaster recovery
- Misuses of the club's business continuity
- Misuses of the club's sustainability
- Misuses of the club's corporate social responsibility
- Misuses of the club's corporate governance
- Misuses of the club's corporate citizenship
- Misuses of the club's corporate social performance
- Misuses of the club's corporate social impact
- Misuses of the club's corporate social responsibility
- Misuses of the club's corporate governance
- Misuses of the club's corporate citizenship
- Misuses of the club's corporate social performance
- Misuses of the club's corporate social impact

Done

## Inside This Issue

Cemil Betanov: www.efocc.org	3	From Your Editor	3
Joseph Monteiro: Parliament View Misperforated Issues	7	Exhibiting EFOCC Members	5
Very Rev. Edward J. Mullenwey: Pages from My Exhibit	12	President's & Auction Director's Report	20
William Witt: The Case of the Imperforate Pair	15	Treasurer's Report	20
John Hotchner's PerfOrations: What to Bid?	17	Secretary's Report	20
Thomas Galloway: Marry a Stamp Dealer! And Other Results from the EFOCC Questionnaire	19	EFOCC Member Post	20
Jim McDevitt Presents Auction 108	21	Help With Members' New Projects	20



# To Err is Human, To Find is Divine



# Upside down or grounded, Siegel sells them best.



*Robert A. Siegel*  
AUCTION GALLERIES, INC.

For information about our auctions or to request a copy of the next sale catalogue and newsletter, please contact:  
Robert A. Siegel Auction Galleries, Inc., 60 East 56th Street, 4th Floor, New York, N.Y. 10022  
Phone (212) 753-6421 Fax (212) 753-6429 E-mail: [stamps@siegelauctions.com](mailto:stamps@siegelauctions.com)

For on-line catalogues, prices realized and the Siegel Encyclopedia  
**[www.siegelauctions.com](http://www.siegelauctions.com)**

## From Your Editor

Here is another issue of The EFO Collector. For those who are not involved in managing the EFOCC, it might be hard to imagine that there has been a lot of activity in the background. Your Board has been busy. There is the usual work –preparing the Auction, putting together this issue of The EFO Collector- but there has also been a lot of unusual activity. Here is a summary:



### The Election

The deadline for the election is June 30<sup>th</sup>, which will be past by the time you receive this issue, but not yet complete as I write this. As you saw in the ballot in the last issue, Don David Price has been running for the position of President, and at this time it indeed looks like he will take over the baton from Jim McDevitt. Don't count Jim out, though, as he will continue as Auction Director, a position crucial for the EFOCC. As you might be aware, the membership fees do not cover the costs of printing and mailing The EFO Collector, and therefore we are dependent on Auction income. So, Jim's presence is as vital as ever. Don, should he be elected –and it indeed looks like it- will also continue as Advertising Director. The other posts of the slate consists of the same individuals in the past: John Hotchner for Vice-President, Dave Hunt as Treasurer and Stan Raugh as Secretary. Continuity is good, and we are indebted to these individuals for their time and efforts for the Club. Also: A big thank-you to Member Joe Chervenyak for tabulating the votes. We will have final results in the next issue.

### The APS Summer Seminar

About two months ago, your Board found out that Wayne Youngblood, author and presenter on EFO subjects, was giving an “elective” at the APS Summer Seminar on how EFOs happen. Since attendees would be people who were specifically interested in EFOs, the decision was taken to assist Wayne and at the same time create publicity for the EFOCC by presenting each participant a package consisting of some real EFOs to play with, past issues of The EFO Collector as well as the a printout of John Hotchner's article on EFO classifications, now available on [www.efocc.org](http://www.efocc.org). Wayne notified us that 11 participants did indeed apply for membership, with a few more possible. We are grateful to John for generously donating EFOs to seminar participants, and to Wayne for giving us visibility.

### The Website

The EFOCC website, at [www.efocc.org](http://www.efocc.org), is now available, even if there are signs of construction all over the place. Below, you will find a longer article, explaining you why we decided to update our website, the issues we are wrestling with, and as usually, asking you to pitch in.

### Please Contribute!

Currently, we have material to cover a couple of issues (a first in a long time). However, a large part of this material consists of exhibits, and for balance, we would like to have articles that approach EFOs from a “scholarly” perspective, i.e. analyze EFO reasons, occurrences, etc. Please share your EFO wisdom with your fellow members.

Thank you for all your support! Happy hunting!

Cemil

## [www.efocc.org](http://www.efocc.org)

### Cemil Betanov

Our new website is starting to take shape very nicely. If you have not recently visited [www.efocc.org](http://www.efocc.org), I recommend that you do so. Jerry Kasper and I have been working on your Club's new venture. The website is still somewhat a construction zone, but you are welcome to view it and make recommendations. I think it is important to present you why it is important and what we intend to do, in the near future as well as further out.

### EFOCC's Face to The World

One of the primary goals of the website is to allow those unfamiliar with the EFOCC to find out about it. Hopefully, it should have links from other hobby websites, such as the APS, the ATA and other societies. One goal we would eventually like to accomplish is to have our website be one of top results, if not the top result, when you type “stamp errors” or similar terms into the Google search window. Our current homepage

makes a pitch for EFOs and allows you to get to a page where you can ask for a membership application. We will eventually put a membership application on the website, but we did not do that yet. If you wonder why, see below section titled “Challenges.”

### A Web Resource for EFOs

The second reason, which should be of interest to all members, is to have EFO related resources available, both to members and to the general public. These resources fall into several categories. The first is a list of websites that feature EFOs. We currently have a number of such links, and will add more in the future. EFO related websites can be commercial, i.e. a dealer who might sell EFOs or EFO publications, or non-commercial, i.e. members who set up websites to showcase their field of specialty or exhibits.

*(continued on page 16)*

## ALL CONTENTS COPYRIGHTED © 2007 BY THE EFO COLLECTORS' CLUB.

Authors and contributors have express permission to reuse of their material elsewhere without permission. Except for material reprinted herein, or material individually copyrighted by the author, material herein may be reprinted elsewhere as long as full credit is given to **The EFO Collector**, citing the issue date and number and giving the address of the EFOCC Secretary.

**The EFO Collector** is published quarterly, in March, June, September and December. The submission deadline for any issue is the 15<sup>th</sup> of the month preceding the issue, e.g. 2/15, 6/15, 8/15 and 11/15. Send or e-mail editorial material directly to the Editor.

Sample copies of **The EFO Collector** are available for \$3 from the Secretary.

Membership includes subscription to **The EFO Collector**. Membership fees are as follows:

	Members with addresses in the U.S. or Canada	Members with addresses elsewhere
Initiation fee and first year's dues	\$16.00	\$30.00
One year membership renewal	\$15.00	\$30.00
Two year membership renewal	\$27.00	\$60.00
Life membership	\$210.00	

## EFOCC Officers (2006-2007)

President	CWO Jim McDevitt 3561 Country Ct. North, Mobile, AL 36619-5335
Vice-President	John M. Hotchner POB 1125, Falls Church, VA 22041
Auction Director	CWO Jim McDevitt 3561 Country Ct. North, Mobile, AL 36619-5335
Treasurer	David Hunt 45 Fairway Drive, Denver, PA 17517
Secretary	Stan Raugh 4217 8 <sup>th</sup> Avenue, Temple, PA 19560
Editor	Cemil Betanov 153 Claudy Lane, New Hyde Park, NY 11040
Board Member	Don David Price Rua Freitas Reis 17, 2750-357 Cascais, Portugal
Club	Nancy B. Clark
Member-at-Large	P. O. Box 427, Marstons Mills, MA 02648-0427
Club	Jerome V. V. Kasper
Member-at-Large	P. O. Box 3470, Clovis, CA 93613-3470
Advertising Director	Don David Price Rua Freitas Reis 17, 2750-357 Cascais, Portugal

## EFOCC Member Post Submission Form

Every EFOCC member is entitled to three free 35 word listings per year in the EFOCC Member Post. To use your free listing, please complete this form, and mail it to the Editor. If you wish, you can also e-mail your request to the Editor.

<hr/> <hr/> <hr/> <hr/>
-------------------------

## Help With Members' New Projects Submission Form

If you would like a free listing in **The EFO Collector** to help you with a new EFO project, please complete this form and mail it to the Editor. If you wish, you can also e-mail your request to the Editor.

I am looking for

<hr/> <hr/>
-------------

Name, address, e-mail:

<hr/> <hr/> <hr/>
-------------------

Please make membership renewal checks to "EFOCC" and mail to Treasurer.

## Advertising Rates

Advertising for **The EFO Collector** will be accepted at the following rates:

	Per Issue	Per 4 Issues
Full page	\$35.00	\$128.00
Half page	\$21.00	\$80.00
Quarter page	\$12.00	\$44.00
Address page, 4i x 4i	\$16.00	\$60.00
Inside of front or back cover	\$55.00	\$200.00
Classified ads, per word	\$0.08	\$0.07

First insertion must be fully prepaid. The four-issue rate must be fully paid in advance. The deadline for ad copy is the 15<sup>th</sup> of the month preceding the issue. Advertising, ad payments, and related inquiries should be directed to the Advertising Director or Editor. Please make checks payable to "EFOCC".

cwouscg@aol.com	Phone: (251) 607-9253
	Fax: (251) 607-9253
jmhstamp@ix.netcom.com	Phone: (202) 216-5855
cwouscg@aol.com	Phone: (251) 607-9253
	Fax: (251) 607-9253
dhhunt@ptdprolog.net	Phone: (717) 445-9420
trex@bigplanet.com	Phone: (610) 921-5717
CemilB@optonline.net	Phone: (516) 849-6604
ddprice98@hotmail.com	
nbc@cape.com	Phone: (508) 428-9132
jerome.kasper@gmail.com	
ddprice98@hotmail.com	

## Exhibiting EFOCC Members

### SANDICAL 2007, January 26-28, 2007, San Diego, CA

**Gerald Farrelly**, Washington-Franklin One Cent Postal History, 1908-1923, Gold, United States Stamp Society Statue of Freedom President's Award.

**Jerome V. V. Kasper**, United States Aerogrammes, Gold, Jewels of the Pacific Jury Felicitations Award.

**Francis Adams**, Toward United Nations, Single frame, Gold, United Nations Philatelists, Inc. Gold Medal.

**Jerome V. V. Kasper**, SCADTA Postal Stationery, Gold, United Postal Stationery Society – One Frame Award.

**Francis Adams**, Authoring World Peace, Single frame, Vermeil, United Nations Philatelists, Inc., Gold Medal.

**Francis Adams**, Neanderthal Man, Single frame, Non-competitive.

**Jerome V. V. Kasper**, New Zealand Prisoner of War Aerogrammes, Single frame, Non-competitive.

### St. Louis Stamp Expo, February 23-25, 2007, St. Louis, MO

**James T. Lindemuth**, 20-Cent U.S. Flag of 1981, Gold, APS Post 1980 Medal of Excellence, United States Stamp Society Statue of Freedom Award.

**Alvaro Pacheco**, Straight Line Markings of Chile, Gold, APS Research Medal.

### COLOPEX 2007, March 9-11, 2007, Columbus, OH

**Jerome V. V. Kasper**, Illustrated World War II British Military Air Letters, Gold.

**David Eeles**, FIPEX: The Souvenir Sheet, Vermeil, American Association of Philatelic Exhibitors Award of Honor.

**Jerome V. V. Kasper**, Aerogrammes of Iceland, Vermeil.

**Joseph Monteiro**, Definitive Stamps of Canada (1953-2005), An Analytical Approach, Literature, Gold.

### New York Postage Stamp Mega Event, March 15-18, 2007, New York, NY

**Jerome V. V. Kasper**, Illustrated World War II British Military Air Letters, Gold.

**Jerome V. V. Kasper**, Aerogrammes of Iceland, Silver.

### Garfield-Perry March Party, March 23-25, 2007, Cleveland, OH

**Eliot A. Landau**, Postal History of the Ceres and Napoleon Issues of 1849-75, Gold.

### TEXPEX 2007, April 13-15, 2007, Dallas, TX

**Eliot A. Landau**, The 5¢ China War Resistance Issue of 1942: It's Proof, Issue, First Day Covers and Postal Issues, Gold.

**Eliot A. Landau**, The Franklin Delano Roosevelt Memorial Series of 1945-46 and It's First Day Covers and Uses, Gold, American First Day Cover Society Award.

**Joann Lenz**, The 6¢ Theodore Roosevelt Stamp 1955-1968, Vermeil, American Association of Philatelic Exhibitors Award of Honor.

**Eliot A. Landau**, The 1909 Lincoln Commemorative Issues: Early Uses and First Day Covers, Single Frame, Grand and Gold.

### The Plymouth Show 2007, April 28-29, 2007, Plymouth, MI

**Alvaro Pacheco**, Straight Line Markings of Chile, Gold.

### Philatelic Show 2007, May 4-6, 2007, Boxborough, MA

**Douglas N. & Nancy B. Clark**, The U.S. 1903 Hartford Postal Stationery Issue, Gold, Marcus White Showcase Grand Award.

**Douglas N. & Nancy B. Clark**, The U.S. Revalued Postal Stationery of 1971, Vermeil.

### ROPEX 2007, May 18-20, 2007, Henrietta, NY

**Ken Lawrence**, Innovative and Versatile: First Issue United States Stamped Envelopes 1853-1860, Single Frame, Gold.

### NOJEX 2007, May 25-27, 2007, Secaucus, NJ

**Joseph Chervenyak**, Errors, Freaks & Oddities, Silver Bronze.

**Joseph Chervenyak**, Postal Letters Sent from Panzer Divisions, Silver Bronze.

**Congratulations to our Exhibitor Members!**





# WANTED

## SHIFTED VIGNETTES

on bicolor stamps

Scott #s C3, 119-132, 294-299

also

State Department high-value Officials



## HIGHEST PRICES PAID

Contact:

Don David Price

EFOCC Life Member

[ddprice98@hotmail.com](mailto:ddprice98@hotmail.com)



# Parliament View Misperforated Errors

Joseph Monteiro

There are various types of errors on stamps ranging from the glamorous inverts to those that are barely eye catching. Misperforated errors do not fall into the latter group, however, they have been given so little attention that no standard catalogue even lists them. This is surprising as misperforated errors not only result in designs that can be quite dramatic but also because the prices that these misperforated stamps are sold for can be quite staggering. Examples of the former are misperfs with the name of the country missing or the value missing. As a result, the stamp has no name or value on it. Apart from appearances, these stamps are interesting as they offer philatelists with insights about the perforating process that are generally not made known to philatelists. It also enables philatelists to theorize why these errors occurred and to distinguish genuine errors from fakes.

In this brief article, I shall first provide a brief background on Canadian perforators used to perforate the misperforated Parliament View stamps. Second, I shall briefly describe the most obvious implications of a malfunction of the perforator. Third, I shall describe the Parliament View misperforated stamps.

## Brief Background on Perforators Used to Perforate the Parliament View Stamps

There were two basic types of comb perforators used by Canadian stamp printers on the Parliament View misperforated stamps. The Canadian Bank Note Company (CBN) used the H-Perforator on pane stamps. The British American Bank Note Company (BABN) used the Cylinder Perforator on vending booklets.

### The H-Comb Perforator

In the 1-row H-comb perforator, the perforating pins are arranged in a row of H's so that each strike of the perforator produces a string of H's. An illustration of the H-comb perforation is shown in Figure 1.



Figure 1: A single 1-row H-comb perforation.

The H-comb of the perforator, perforates half of the stamp above and half of the stamp below the cross-bar along the vertical columns. If the paper or perforating pins do not move forward correctly, various misaligned perforations arise in the middle of the stamp along the columns (or rows if the sheet is fed right/left to left/right). A variation of the 1-row H-comb perforator is the 2-row H-comb perforator (Figure 2). A 2-row Harrow comb perforator consists of two strings of H's, one on top of the other. At each strike, two horizontal rows of perforations are produced and also the vertical perforations between them together with half on the row above and half on the row below. "This means that any perforation misalignments

will appear along the vertical perforation at the midpoints of the stamp in, either but not both, the even or odd rows of a pane"[1]. The 1-row and 2-row H-comb perforations can also be distinguished by their possible misalignments. For a 2-row H-comb perforator, misalignments occur in either the even or the odd stamp rows, but never both. Thus, if misalignments occur in both the odd and even rows, it must be the product of a 1-row H-comb perforator. Further, if the perforating pins are broken on a 2-comb perforator, the missing perforation will occur in alternate rows, not in each row. A 1-row H-comb perforator would produce a misalignment of perforation in the middle of the stamp.




Figure 2: A 2-row Harrow-comb perforation.

An H-comb perforator perforates a stamp in the form of an H either horizontally (i.e., side ways) or vertically. One cannot guess offhand how this was done except by looking for minor misalignments of the perforation. If the misalignment appears on the horizontal rows it means that the stamp sheet or perforator moved horizontally and if the misalignment appears on the vertical columns, it means that the stamp sheet or perforator moved vertically. Further, the perforation could be done from left to right or right to left or from top to bottom or bottom to top. There is no easy way of guessing this.

### The Cylinder Perforator

BABN used the cylinder perforator. The cylinder perforator consists of a cylinder or drum upon which the pins are mounted. The drum rotates over the paper to produce the perforation. After the drum reaches the end of the sheet it rises, retreats to its starting position and starts over again. This movement, if it is not in perfect step, causes a misalignment. If a misalignment occurs, it occurs in the pane margins.

This drum perforator is an integral part of the printing press used by the BABN Company. As a result, the perforating technique is quite different from the technique used by Ashton-Potter Limited or CBN. Some knowledge of the printing process is therefore required to understand the method of perforation. BABNC uses a web fed press, in which the stamps are printed from a large roll of paper which is fed continually into the machine. Ashton-Potter, on the other hand, uses a sheet fed press, in which sheets of paper are fed into it.

## Implications of Perforator Malfunction

There are five obvious implications of a malfunction of the above perforators, if the malfunction does not involve the sheet

being perforated with a slant or slope given that the pins are arranged at a perpendicular configuration.

1) If the perforator descends before the sheet of stamps is fully advanced for the appropriate strike, the horizontal perforations will be shifted upward resulting in a horizontal misperf. The vertical perforations will not be affected by the mistake of the perforator only the horizontal perforations will be shifted. The horizontal perforations could cut the design of the stamp at the bottom or be very near it, depending on how fast the perforator descended. It is worthwhile noting that even a shift of a few millimetres could result in a tagging error even if the design of the stamp is not affected by the shift resulting in a G2aT error.

2) If the perforator descends when the sheet of stamps has advanced more than that needed for the appropriate strike of the perforator, the horizontal perforations will be shifted downward resulting in a horizontal misperf. The vertical perforations will not be affected by the mistake of the perforator only the horizontal perforations will be shifted. The horizontal perforations could cut the design of the stamp at the top or be very near it. The shift could result in a G2aB tagging error.

3) If the sheet of stamps is shifted to the right and the perforator then makes the strike, the vertical perforations will be shifted to the left resulting in a vertical misperf. The horizontal perforations will not be affected by the mistake of the perforator only the vertical perforations will be shifted. The misperforation could result in a G2aL tagging error.

4) If the sheet of stamps is shifted to the left and the perforator then makes the strike, the vertical perforations will be shifted to the right resulting in a vertical misperf. The horizontal perforations will not be affected by the mistake of the perforator only the vertical perforations will be shifted. The misperforation could result in a G2aR tagging error.

5) A combination of 1) or 2) and 3) or 4) results in a horizontal and vertical misperf. The horizontal and vertical perforations are shifted by the mistake of the perforator. This type of malfunction of the perforator usually produces the most dramatic and eye-catching misperf, especially if the shift in the perforations are pronounced. The misperforation could result in several types of tagging errors. The most common are: G2bTL, G2bTR, G2bBL and G2bBR. Some of the others that could arise are G2dH, G2dV and G2e.

Besides these obvious implications others exist depending on whether the paper gets skewed during the perforating process. But this type of malfunction does not produce uniform strikes of the perforator on the pane.

What design appears on the misperforated stamps as a result of the misperforation largely depends on whether the shift of the perforations is without or with a slope. If the shift of the perforations is without a slope, the design of the stamps on the misperforated stamps is uniform with the exception of the design: on the top and bottom rows in the case of a horizontal shift; on the right and left columns in the case of a vertical shift; and on the top and bottom rows and on the right and left columns in the case of a horizontal and vertical shift. If

the shift of the perforations is with a slope the design of the stamps can be quite weird and with it the types of tagging errors, some of which may not fit into the classes described above.

The Parliament View misperfs that are described hereafter generally fall into the five categories described above.

## **Parliament View Misperforated Stamps[2]**

Before examining the misperforated stamps a brief description is given about this stamp. The Parliament View stamp series has appeared with a multiplicity of printing and colour differences, and lower denominations. This series was printed using 4-colour lithography and 4-sided tagging with elimination of the tagging from the lower value stamps in the vending booklets (except for errors of misalignment). Also, the size of the multi-colour stamps of the final denomination (38-cents) in this series was increased by 2mm on both sides. The three misperfs in this series, the 36¢, 37¢, and 38¢, were printed by CBN. The 36¢ value was printed on March 30, 1987, the 37¢ on December 30, 1987, and the 38¢ on December 29, 1988. These were printed using steel engraving. The sizes of the 36¢ and 37¢ are 24mm x 20mm; and their perforations are 13x13.3. The size of the 38¢ are 26mm x 22mm; and their perforations are 13.1x13.6. The 36-cents and the 37¢ stamps were printed on Harrison paper in panes of 100 stamps and are tagged on four sides. The 36¢ stamp was also printed on Rolland paper. The 38¢ stamp was printed on Slater or Peterborough paper, in panes of 100 stamps, and are tagged on four sides. The vending booklets with the lower value stamps and one domestic rate stamp were printed by BABN. The perforation on all were 12.5x12.

To date the misperforated Parliament View stamps fall into four groups:

- i. The 50¢ Parliament View Booklet,
- ii. The 36¢ Parliament View stamp,
- iii. The 37¢ Parliament View stamp,
- iv. The 38¢ Parliament View stamp.

The misperforated stamps in each of these groups will be examined.

### **The 50¢ Parliament View Booklet**

The 50¢ Parliament View booklet (BK 92a) with 1x36¢ + 2x1¢ + 2x6¢ + 1 label was found misperforated. The vertical misperforation is shifted about half a centimetre or 5mm to the right. As a result, the perforations pass on the right of the 1¢ or 6¢ numeral or between the '3' and '6' of the '36' ¢ numeral. The misperforated pane of errors was found in all ten different covers. There are several noticeable factors. First, the top two stamps on the right in the booklet have no value or denomination. Second, the top two stamps on the left have two values, one on the right of the stamp and one on the left of the stamp. Third, the bottom 36¢ stamp only shows a value of '6'. Fourth, the bottom 36¢ stamp is also mistagged due to the perforation error. The vertical tagging is missing on the left. The stamp thus has only three tagging bars. Fifth, the label has a tagging on the right due to the misperforation and a hairline tagging on the left suggesting that there was a minor shift in the tagging.





**Figure 3: 50¢ misperforated Parliament View booklet.**

It seems that these misperfs were most likely the result of a misfeeding of the sheets through the perforator. This is suggested by two sets of factors: first, the booklet was guillotined correctly. If it was a print shift, the guillotining of the booklet would suggest it. Second, the tagging appears correct, if the stamps had been perforated correctly. The probability that both guillotining and tagging are incorrect is much smaller than the probability of only the perforation being incorrect, suggesting that this is most probably a perforating error, as distinct from a printing or print shift error.

#### The 36¢ Parliament View

The 36¢ Parliament View stamp has appeared with three types of misperfs. Two with both a horizontal and a vertical misperf, and one with a vertical misperf. The first horizontal and a vertical misperf was been described in a June 1992 catalogue by *Ian Kimmerly Stamp Auctions* as:

“0425 \*\* #926B 1987 36 cents Parliament, block of four with spectacular misperf. Est: \$125.”[3]

This Parliament View misperf displays a spectacular vertical and horizontal shift. The vertical perforations are shifted to the left by 7mm, and the horizontal perforations are shifted up by 3mm. As a result of the shift, the vertical perforations pass through the second ‘A’ of ‘CANADA’, and the horizontal perforations pass through the ‘R’ of the ‘PARLIAMENT’, at the bottom of the stamp. The perforations indicate a slight slope.

The horizontal perforations slope up, left to right, and the vertical perforations slope, left to right, from top to bottom.

The second horizontal and a vertical misperf was been described in a January 2000 catalogue by *Eastern Auctions* as:

“681 \*B #926B Var., 36 Parliament Matched set of corner blocks with misperf resulting in 2-bar tag error, VF, NH. Est: \$250.00.”[4]

This misperf is not as dramatic as the previous misperf but nevertheless quite striking. The horizontal perforations at the bottom are shifted up (2mm) touching the frame of the design.

The vertical perforations are shifted to the left (3.5mm) and pass through the first ‘A’ of ‘CANADA’. As a result of the two shifts, a tagging error has been created. Instead of their being four tags on the stamp there are two tags. The tags missing on the bottom and on the right create a G2b2L error. The misperfs do not indicate any slope.

The third misperf, a vertical one, was been described in the October 2006 *Vance Auction* newspaper as follows:

“5722 \* #926B , Horiz pair with a MAJOR MISPERF ERROR. VF, NH. Est: \$60.00.”[5]

This 36¢ misperf though not as spectacular as the previous one, is interesting for three reasons. First, the perforations pass over the ‘3’ of the ‘36’ creating a stamp with a value of ‘6’ on it. Second, the vertical inscription that should have appeared on the left side of the stamp outside the frame, appear on the right side of the stamp. Third, the stamp has three tags instead of four resulting in a tagging error (G2aR). The stamps in the last column of the pane do not have the vertical inscription and a small part of the vertical design but just the blank unprinted selvage. The vertical shift to the right is approximately 3-3.5mm. The shift does not indicate any slope.

#### The 37¢ Parliament View

The 37¢ Parliament View misperf was described in a catalogue by *Saskatoon Stamp Centre* as:

“272 1163var \*PS 37¢ Parliament PERFORATION SHIFT resulting in 2-bar Tag (Instead of proper 4-sided tagging) MNH. (photo). C\$ 15.95=US\$ 11.96.”[6]

The 37¢ Parliament View misperf is both a vertical and horizontal shift. The vertical perforations are shifted to the right, and the horizontal perforations are shifted down. The vertical shift is 3.5mm, and the horizontal shift is 2mm. As a result of the shift, the name of the country on the left of the stamp appears as ‘anada’. The ‘C’ appears on the right of the stamp by itself, except for stamps in the rightmost column. The horizontal shift results in the creation of a larger border at the bottom of the stamp, the blank margin at the top appears at the bottom. A further effect of the misperf is that it creates a 2-tag bar error instead of the normal 4-bar tag.


A second vertical misperf was also found and described in a catalogue by *Saskatoon Stamp Centre* as:

“1163 var2 \*PS 37¢ Parliament 2mm PERFORATION SHIFT. Vertical perfs cutting ‘C’ of Canada results in 3- BAR TAG ERROR (type G2dV) instead of proper 4-sided tag in LR corner block of 4. MNH C\$ 95.00=US\$68.40.”[7]

#### The 38¢ Parliament View

The 38¢ Parliament View misperfs have appeared in at least six forms: three as horizontal shifts; and three as vertical and horizontal shifts. The horizontal shifts consists of: two downward horizontal shifts, and one upward horizontal shift. The first downward horizontal misperf was described in a March 1995 auction catalogue by *Eastern Auctions Ltd.* as follows:

“3245 \* B #1165var, 38¢ Parliament matched set of four corners from a misperforated sheet, VF NH. (PH) E.....100.00+”.[8]



This misperf is horizontal. The perforations are shifted down by 2.5mm. As a result of the misperf, the horizontal perforations cut the inscription 'C' and 'd' of 'Canada' and the value '38'. Since this is a minor misperf, the design of the stamp does not appear to be affected to any significant extent.

The second downward horizontal misperf of the 38¢ was described in a June 1992 catalogue by *Ian Kimmerly Stamp Auctions* as follows:

"0965 \*\* #1165 1988 38 cents Parliament, misperf pair. Est. \$25."[9]

This misperf is also horizontal, with the perforations shifted down by 2.7mm. As a result of the misperf, the horizontal perforations cut the inscription 'Canada' and the value '38'. The horizontal perforations are slightly lower than the above misperf. Since this is a minor misperf, the design of

the stamp does not appear to be affected to any significant extent.

The third misperf of the 38¢, with an upward horizontal shift also appeared in a later catalogue (August 1995) by *Ian Kimmerly Stamp Auctions* and was described as follows:

"710 \*\* # 1165 38 cents Parliament, misperfed. Est: \$20." [10]

This Parliament View horizontal misperf is shifted up by 4.5mm. As a result of the misperf, the horizontal perforations cut the bottom of the design. The portion of the design cut-off at the bottom appears at the top of the stamp, except for stamps from the top row of the pane. The vertical and horizontal shifts consist of: two with vertical shifts to the left and horizontal shifts up; and one with a vertical shift to the left and a horizontal shift down. The first with a vertical and horizontal shift upward was described in a catalogue by *Saskatoon Stamp Centre* as:

"1165 var2 \*PS 38¢ Parliament PERFORATION SHIFT. Vertical perfs shifted 5mm to right cut thru 'Ca' of Canada & results in 3-BAR TAG ERROR (G2dV). A striking variety. Block of 4. MNH Rose \$100 C\$ 69.95 = US\$ 50.36" [11]

The second with a vertical and horizontal shift upward was described in a catalogue by *Ian Kimmerly Stamp Auctions* and was described as follows:

"\*\* #1165 1988 Thirty-eight Parliament fresh marginal block of 10 with misperforation cutting the 'C' of Canada. Est. \$100" [12].

As a result of the misperf, the stamp has a two bar tagging error with the tagging missing on the left and bottom (i.e., G2bTR). The third with a vertical and horizontal shift downward was described in a catalogue by *R. Maresch & Son* as:

"1165 var; 38¢ PARLIAMENT, top margin block of nine showing dramatic shifted perforation, negligible wrinkle on top selvedge only, n.h., very fine. Est. 125+." [13]

As a result of the misperf, the stamp has a two bar tagging error with the tagging missing on the left and top (i.e., G2bBR).

## Conclusion

In sum, it is important to *pay attention to the nature of the misperforation* as all misperforated stamps are not the same. Some are horizontal and some are vertical and some are both. Further, the horizontal shift may be up or down and the vertical shift may be to the left or right. Furthermore, given that most Canadian stamps are tagged on all four sides, with the exception of a few, misperforations create various types of tagging errors. It is also worthwhile noting that there is a minor difference between stamps that are normal and have the tagging missing and stamps that are misperforated and have the tagging missing. In the latter case, the missing tagging generally appears on a part of the misperforated stamps and is twice its size.

## Bibliography

- [1] Beaudet, Leopold: "The 1973 Prime Minister Definitives," *BNA Topics*, Vol. 33, No. 5, Sep.-Oct. 1976, pp. 11-12.
- [2] Monteiro, Joseph: *Canadian Stamp Errors of the Queen Elizabeth II Era*, Volume 3, pp. 201-205.
- [3] Ian Kimmerly Stamp Auctions: *Public Auctions #25 and #26*, June 10, 1992, p. 36.
- [4] Eastern Auctions Ltd.: *Public Auction*, January 19<sup>th</sup>, 2000, Halifax, Nova Scotia, p.136.
- [5] Vance Auctions: *Sale No. 249, Part 2*, October 18, 2006, p. 78.
- [6] Saskatoon Stamp Centre: *Catalogue #168*, p. 38.
- [7] Saskatoon Stamp Centre: *Catalogue #201*, p. 38.
- [8] Eastern Auctions Ltd.: *Public Auction*, March 25<sup>th</sup>, 1995, Halifax, Nova Scotia, p. 81.
- [9] Ian Kimmerly Stamp Auctions: *Public Auctions #25 and #26*, June 10, 1992, p. 68.
- [10] Ian Kimmerly Stamp Auctions: *Public Auctions #64, #65 and #66*, August 31, 1995, p. 42.
- [11] Saskatoon Stamp Centre: *Catalogue #201*, p. 39.
- [12] Ian Kimmerly Stamp Auctions: *Public Auction #111*, November 6, 2001, pp. 50-51.
- [13] Ian Kimmerly Stamp Auctions: *Public Auctions #25 and #26*, June 10, 1992, p. 68.

## To Members

*EFOCC Business Meeting* in Portland... If you will be in Portland at the APS StampShow 2007, please be sure to attend the EFOCC Business Meeting on Saturday, August 11, 2007, from 3:00 pm to 5:00 pm in room C125.

*Buyers and Sellers of EFO Material* used to be listed in issues of The EFO Collector. We were not lately able to do so, due to a shortage of space, or, in positive terms, an abundance of interesting material (as, we hope, you feel!) At any rate, now that we are putting up our website (at [www.efocc.org](http://www.efocc.org)), and we will have a webpage listing buyers and sellers of EFO material. Please let your editor know if you would like to have your data listed on the webpage. We need to ask your permission due to privacy concerns, as we do not want to advertise anybody's home address on the web without their consent...

*About efocc.org*, if you have any ideas, suggestions, etc., please do not hesitate to contact your Editor or Jerry Kasper.

# Pages from My Exhibit

Very Rev. Edward J. Mullooney, S.S.J.

In this issue, we conclude our presentation of Rev. Mullooney's EFO-based exhibit titled "Vatican City Freaks, Error and Varieties – Commemorating the 400<sup>th</sup> Anniversary of the Opening of the Council of Trent". This exhibit won Gold and the First Place EFO ribbon awarded by the EFOCC at the York County Stamp Show, held January 27-28, 2006, in York, PA. Your Editor thanks Rev. Mullooney for his kindness in promptly sending a set of copies of the exhibit.



Imperf at Top



Pair, imperforated at Left




Pair, imperforated at Right



Imperf at Bottom

Rome to Trieste (within Italy) is over franked by 1/2 Lire.  
 Postal Rate: 25 Lire; Registration Fee: 45 Lire.





Vertical pair of the 1.50 Lire, Imperforated between. The cover, sent within rome, is over franked by 5 Lire. Postal Rate: 25 Lire; Registration Fee 45 Lire.



Upper left corner block of sixteen of the 10 Lire Imperforated horizontally and also misperforated. (Pope Paul III, 1534-1549)



The 6 Lire and 12 Lire Special Delivery Stamps of the Issue (Bishop Matteo Giberti, 1495-1543, and Gaspare Cardinal Contanini, 1483-1542).



Major Shift



Imperforated Vertically



Imperforated at Bottom

# The Case of the Imperforate Pair

William J. Witt as told to Cemil Betanov

Sometime, a most unlikely event can have such a profound effect on our life that one wonders whether the event, however desirable, is a blessing or a curse. Bill Witt knows that better than most of us. He did order stamps by mail from the USPS, and the USPS did send him two errors in the same order (Figure 1). Furthermore, the two errors were matching errors. As shown in the pictures nearby, they were two booklet panes, the first pane with an added almost 3 stamps, and the second a short pane missing those almost 3 stamps. Now, don't you wish that would happen to you? The error was originally reported in the October 1991 issue of **The EFO Collector** (Figure 2).

To Bill, the most interesting part of this discovery was that there was an "imperforate between" pair of F stamps. Trying to figure out how this error could occur became an all-consuming passion for Bill. He first submitted the error for authentication to the Philatelic Foundation. To Bill's disappointment, the Philatelic Foundation determined that there was one blind perforation between the two stamps that appeared "imperf between." So, after all, this was not an "imperf between" variety. But, the location of this one blind perforation did not make sense to Bill, who analyzed the blind perforation's location as seen in Figure 3. Is a blind perforation indeed a

blind perforation, if it is not where it is supposed to be? Or is it merely an indicator of equipment that has malfunctioned? As Figure 3 shows, a precise reconstruction shows that the blind perforation is not where one would expect a perforation hole.

Over the years, he developed theories of what went wrong during the production process. But, whatever theory he developed, the location of the blind perforation did not make sense. He put together some of his notes as a short book, but he does not consider it to be complete, until he can account for every detail, including the shape of the cut and the location of the blind perforation.

So, at this point, he is turning to our readers, who are well versed in explaining the obscure reasons of EFOs. Can you tell Bill what went wrong? How did it come to it that one pane was short while the other had extra stamps?

If you can shed any light on these questions, you will have done more than simply solving a puzzle. You might well be able to give Bill peace-of-mind, the satisfaction of knowing what went wrong.

*If you need any more information to solve this puzzle, please contact your Editor by e-mail or regular mail.*




Figure 1: Bill Witt's find.




Figure 2: Announcing find in the October 1991 issue of The EFO Collector.



Figure 3: Analyzing the location of the blind perforation.

## www.efocc.org (continued from Page 3)

Jerry Kasper has a fantastic website on aerogrammes which is linked to our website.

A second type of web resource consists of EFO related articles. The first item of this type on our website is an article by John Hotchner on EFO classifications for U.S. stamps. We will add more articles in the future.

A third type of web resource consists of the display of exhibits which feature EFOs. We currently have a few such exhibits, but none of them yet on the website, and we will add them as time permits.

A fourth type of resource, and perhaps the most important one, is to have old issues of **The EFO Collector** available to view on the website. I was recently looking at old issues, starting with issue 1 - now, wouldn't you want to see what Volume 1, Issue 1 of **The EFO Collector** looked like - and there is so much excellent information and knowledge in those old issues, that it is a pity not to have them available to those who were not members then.

### A Companion to The EFO Collector

The print edition of **The EFO Collector** has two main limitations. The first is that we are currently limited to black-and-white printing. Your Board has repeatedly looked into color printing, but our findings are that color is not feasible for a Society with less than 1000 members. The second limitation is the number of pages. Extra pages are costly. But, both of these limitations are not issues for a website. It is easy to present material in color, in better quality (techspeak for quality is "resolution") and with no limitation of length. In the past, for example, we have featured on the web better and color scans of our auction items. In the future, we may well publish article figures in color on the website. If we indeed do that, we expect that this would be in a members-only area that requires a login.

### A Repository of Information for the EFOCC

We will also use the website to present information that should be readily available to all EFOCC members. An example, currently on the website, is a page containing your Club's By-Laws. We might add in the future more information on your Board of Directors, past and current leadership, and recipients of EFOCC award.

### A Management Tool for the EFOCC

Your Club is run by individuals who are geographically distributed across the globe - literally. I was Editor of your Journal for several months before I got to meet any other Board Member in person. Jim McDevitt lives in Alabama, John Hotchner in Virginia, Jerry Kasper in California, just to give some examples. Our likely future President, Don David Price, lives in Portugal, except that this summer, he happens to be in Paris. E-mail helps, but we are working on putting also other web-based management tools in place to overcome geographical distance issues.

### An Alternative Publication Format

I personally like to have a printed copy of **The EFO Collector**. I might be old fashioned, but I enjoy reading something I can scribble notes on or can take anywhere I want.

However, mailing **The EFO Collector** is expensive, in particular to our international members. Even though their membership costs more, the extra money they pay does not cover the extra mailing costs. One item your Board has discussed is to make the issues available in a secure area (accessed via login) for those members who agree to receive an electronic copy (in PDF format, partially in color) in exchange for a reduced membership fee. I would appreciate hearing from international members if that would appeal to them.

### Challenges

I have found that there are a number of challenges in constructing www.efocc.org. Here are the main ones.

The first challenge is how to handle privacy issues. These are very far reaching. For example, I mentioned above that I did not put an application form on the website. The reason is that the application form contains a mailing address - after all the applicant has to mail a check to the Secretary. But, what if the Secretary does not want to have his home address published on the web? My own home address is in every issue of **The EFO Collector**. Even though my stamps are not that valuable, I am hesitant to publicize my stamp collector persona on the web. I have been thinking of getting a P.O. Box, something I have resisted in the past. But what if a past issue we put on the web contains an individual's address or phone number?

Privacy issues also apply when displaying exhibits on a website. Giving the name of the exhibit owner on the website can be a questionable practice, unless the owner of the exhibit has consented. A similar issue came up recently when I was getting ready to put up a webpage with the names and addresses of buyers and sellers of EFO material, a regular feature of **The EFO Collector** in the past and which we have abandoned due to a lack of space. Is it possible that somebody who had a listing in the printed issue would object to having the information available on a website?

Finally, if we put a section reserved for members only, then we would have additional concerns, such as having a privacy policy, etc. We will cross those bridges when we get there.

The second challenge is what I would call presentation. What is the best way of presenting the old issues of **The EFO Collector**? A picture, a PDF? It is easy enough to put up scans, i.e. pictures, but one also wishes that the old issues would be searchable, so that, if you type "Betanov" in the Google search window, you would see every article published by me in **The EFO Collector**. But, again, that is much more work. There are similar presentation concerns regarding exhibits as well as articles. These issues will be resolved over time, but slow down the startup of the site.

Additional challenges exist. It simply takes time to construct a website. Time is always in short supply.

Your Board has been very supportive of these efforts regarding the website. I am sure others will think of additional ways the website can be utilized. Jerry and I are very much interested in hearing your suggestions and concerns. Please keep them coming.

# Perf Orations: What to Bid?

John M. Hotchner

In talking with collectors about stamp auctions, I hear several reasons why many choose not to participate. First is that most auction lots in dealer-run auctions are high end items representing a fair piece of change; more than they normally spend on their hobby. Fair enough. Commercial auctions often have rules about minimum expected value of each lot to make sure that they cover their cost in constructing the auction, putting out a catalogue (often in wholly or partly in color) which if sold as a book would cost \$30 and up – but which is given free or at minor cost to potential bidders, renting space to hold a public auction, and then doing the paper work to bill for and send the lots, and pay off the consignors. This is a labor intensive enterprise, and labor means bucks.

Thus, it is not surprising that lot Estimates are given based upon catalogue value, or previous realizations. And they tend to look high. But in an unreserved public auction (and that is the term of art to look for), there are often bargains to be had. If you bid conservatively, you may not win many lots, but chances are you will win some.

The second reason I am given is that “They are all crooked - If I bid \$100, I’ll never pay \$42. It will always be \$96.” I could write a book chapter on this subject, but suffice it to say that in an unreserved public auction, the winner pays the next bid over the second highest bid, which is below your limit. The great majority of auctions are honest, and what you ultimately win a lot for is determined by who else bids and at what level.

The last reason is from people who say, “Its all so confusing - I just don’t know what to bid..” I agree that it is confusing. But here are a few guidelines that I use:

A. Unless the auction rules say that they will not accept bids below the Estimate, you can bid below, and you may well win the lot.

B. Any damage noted calls for a significant drop in the actual value, though the uniqueness of the lot also weighs into this equation.

jmhstamp@ix.netcom.com

C. I never bid full catalogue value unless I absolutely MUST have the lot. In that case, I have to try to figure on what someone else who must have the lot would pay, and bid higher.

D. Estimates are guidelines, not rules. If the item is something I’d like but know I’ll see again, I will bid below. If the item is unique and I know there are others who will want it, I will bid above; sometimes well above.

E. There is an intangible factor; especially with regard to EFOs. If there is something that I have not seen available for many years, and it is not likely that I will see again for many more, and it fits into a collecting area if mine, I will bid at what some would consider to be ridiculous levels because I want to assure that I will get the item. This will usually be for something to use in an exhibit; something that illustrates a philatelic point that is essential to the story.

F. Finally, there is the value of experience. Start by bidding conservatively. See what things you want generally sell for. Then in future auctions adjust your bids upward on items you really want to accord with the reality you have observed.

Let me add here a note about the EFOCC auction. While it does often contain material that is worthy of commercial auctions, the EFOCC auction really exists to cater to sellers and buyers of interesting material that would not be accepted by a commercial auction as being too inexpensive. The point is that you can buy nice items for only a few dollars in our auctions. Experimenting in the EFOCC auction is not likely to cost your much, and it will teach you useful lessons that can be applied to participating in commercial auctions. The EFOCC auction is meticulously fair. Auction Manager Jim McDevitt is as honorable a person as you will meet, and you can rely upon his running an honest auction. If you have questions about how to participate, drop Jim a line and ask. Otherwise, I urge you to give it a try.

*If you have a question, or a possible topic for John to cover in a future issue, please write to him at P.O. Box 1125, Falls Church, VA 22041-0125, or e-mail him at jmhstamp@ix.netcom.com.*

## EFOCC Auction 106 Realizations

Lot #	Hammer	Lot #	Hammer	Lot #	Hammer	Lot #	Hammer	Lot #	Hammer	Lot #	Hammer	Lot #	Hammer	Lot #	Hammer
1	nb	13	\$8.00	25	nb	37	nb	49	nb	61	\$15.00	73	\$10.00	85	\$20.00
2	nb	14	\$6.00	26	\$100.00	38	nb	50	nb	62	\$11.00	74	\$9.50	86	\$85.00
3	\$10.00	15	\$5.00	27	nb	39	\$15.00	51	nb	63	\$19.00	75	nb	87	\$50.00
4	\$12.00	16	\$6.00	28	nb	40	nb	52	\$60.00	64	\$3.00	76	nb	88	\$12.00
5	nb	17	\$125.00	29	nb	41	nb	53	nb	65	\$3.00	77	\$12.00	89	nb
6	\$20.00	18	nb	30	nb	42	nb	54	nb	66	nb	78	\$60.00	90	nb
7	nb	19	nb	31	nb	43	nb	55	\$10.00	67	\$12.00	79	\$11.00	91	\$8.00
8	nb	20	\$85.00	32	nb	44	nb	56	nb	68	nb	80	nb	92	\$4.00
9	\$20.00	21	nb	33	nb	45	nb	57	\$6.00	69	\$8.00	81	\$28.00	93	\$5.00
10	nb	22	nb	34	\$60.00	46	nb	58	\$7.00	70	\$17.00	82	\$40.00	94	nb
11	nb	23	Nb	35	nb	47	\$30.00	59	\$3.50	71	\$10.00	83	\$10.00	95	\$13.00
12	nb	24	nb	36	nb	48	nb	60	nb	72	nb	84	\$40.00	96	\$15.00
97	\$4.00	98	nb	99	\$13.00	100	\$12.00	101	\$35.00						

# What Can You Expect From SCHIFF AUCTIONS

## When You Consign Your U.S. or Worldwide Stamps, EFOs & Covers?



1. **YOUR COLLECTION** will be carefully examined, lotted and accurately described by our professionals.
2. **OUR WORLDWIDE CLIENTELE**, developed over sixty years, will competitively bid for your stamps and covers.
3. **YOU CAN SELECT** the auction dates best suited for your consignment.
4. **OUR EXTENSIVE ADVERTISING** in publications throughout the U.S., Europe & Asia will lure buyers for your properties.
5. **WE PROVIDE INSURANCE** by Lloyds of London as soon as your collection is delivered to us or our bonded employee.
6. **WE PERSONALLY DISCUSS** your collection with you to advise how you can achieve the most financially rewarding results.
7. **OUR LOW COMPETITIVE COMMISSION RATES** make us partners to secure the best results.

**SEND A STAMPED SELF-ADDRESSED NO. 10 SIZE ENVELOPE FOR OUR COMPLIMENTARY BROCHURE "HOW TO AUCTION YOUR STAMPS AND COVERS".**

### OVER 60 YEARS SERVING STAMP COLLECTORS

**CONTACT US BY MAIL, TELEPHONE OR FAX, BEFORE SENDING STAMPS & COVERS.  
WE WILL TRAVEL FOR CONSIGNMENTS OF SPECIAL VALUE.  
WE ALSO PURCHASE OUTRIGHT.**

#### AUCTION CATALOGS BY MAIL

	N. America Address	Overseas Address
Catalogs & Prices Realized, 1 Year	\$10.00	\$18.00
Catalogs Only, 1 Year	\$7.50	\$15.00
1 Sample Catalog & Prices Realized	\$1.00	\$2.00
1 Sample Catalog	\$1.50	\$2.50

*Pick up your catalog at our office without charge*

#### AUCTION #316

**AUGUST 22-23, 2007**

**KNIGHTS OF COLUMBUS HALL  
RIDGEFIELD PARK, NJ**

**(NOW ACCEPTING CONSIGNMENTS)**

## JACQUES C. SCHIFF, JR., INC.



**195 Main St., Ridgefield Park, NJ 07660 USA**  
**Telephone: 201-641-5566 From NYC: 212-662-2777 FAX: 201-641-5705**  
**Est. 1947 Licensed & Bonded Auctioneers**





# Marry a Stamp Dealer! And Other Results from the EFOCC Questionnaire

## Thomas Galloway

Question 8 of the recent EFOCC Questionnaire (EFOC #143) asked for the methods we use to obtain EFO material for our collections and which we would recommend to other EFO collectors. The above title demonstrates that EFOCC members can be quite resourceful in pursuing our favorite philatelic pastime!

The other methods disclosed were:

- ◆ Auctions (eBay, on line auctions, mail-based auctions, live auctions, and society/club-based auctions),
- ◆ Dealers (at shows, at bourses, via their websites (including the non-auction component of eBay), bricks and mortar storefronts, ads in journals/newspapers, and mailing lists),
- ◆ APS Sales Circuits,
- ◆ UPSS Sales Circuits,
- ◆ Fellow collectors, and
- ◆ From the Post Office.

Fourteen members of the EFOCC responded to the survey. They are of an average age of 63 (ranging from 50 to 81), and an average of 25 years as an EFO collector (from a newbie all the way up to 72 years!). Nine responders provided an email address.

For those specifying a preference, six indicated collecting U.S., three for U.S. and foreign, and one U.S. and Mexico. Specific sub-genres mentioned were: postal stationery, perf shifts/misperfs, color shifts, inverts, separation related, plate varieties, cracked plates, paper folds and creases, double and triple transfers, and the most frequent type: "all". Topicals mentioned were: paintings on stamps, Lincoln, FDR, Americana series, U.S. intaglio flag issues, numismatic related, airmails, and U.S. stamps on stamps.

Thirteen of the fourteen responders are buyers (or intend to be) in the EFOCC auction, and five are sellers. In answer to the question, "what would encourage you to participate more in the auction": lower prices was one response and "something I haven't seen before" was another. For ideas on improving the auction:

- ◆ More EFOs on cover,
- ◆ More items for beginners,
- ◆ Faster settlement of sold material,
- ◆ Reprints of old important articles (this may have been directed at another aspect of EFOC, but was listed under Q6),
- ◆ Extra page(s) for enlargements of certain lots, when appropriate.

Four collectors indicated using a computer for inventorying their collection or making pages for display. A word processor was the most popular tool for inventorying, and there were also: spreadsheets, Lotus Notes, and photocopies. One really high tech fellow keeps his resulting inventory on his cell phone! To make album/display pages, we saw Visio, Corel Draw, and the word processor (MS Word, in this case). Lotus Notes is a database application. Visio and CorelDraw are general purpose drawing/diagramming tools. (Note: numerous

other examples of these two types of software exist in the marketplace, some very adequate ones as shareware and even freeware.)

The most common places we store our EFOs are in albums and stock books. There were also folders, mailers, stock cards, wooden boxes and glassine envelopes. At the heavy duty end of the spectrum, four collectors use a safe deposit box and one a vault.

- ◆ What we wanted to see "more of" in the EFOC:
- ◆ More articles on postal stationery,
- ◆ More "feature" articles,
- ◆ More continued articles,
- ◆ Personal experiences of members,
- ◆ Help for the beginning EFO collector,
- ◆ Displays of errors,
- ◆ Plate varieties (especially those mentioned in Scott specialized),
- ◆ More articles on how to exhibit EFOs, including how to integrate EFOs into mainstream displays.

Under the category "less of" there were fewer items mentioned. They include:

- ◆ Less lengthy articles, plus a specific mention of US EFO - oriented articles,
- ◆ Not interested in off centers, perf freaks, and ink smears,
- ◆ Non-postage stamp items (e.g., seals),
- ◆ Exhibit pages representing only one type of stamp.

Throughout the responses there were several "great", "doing good", and "I enjoy it immensely" type comments.

The following responses came from the "what services should the EFOCC perform?" question: expertizing, catalogs, handbooks, price lists, advice for exhibitors, and information relating to computer software for creating album/display pages.

Three people indicated an ability to write articles for EFOC. Some ideas for articles:

- ◆ How to integrate EFOs into non-EFO exhibits,
- ◆ What constitutes a "Major Error",
- ◆ Stamped Envelope EFOs,
- ◆ A Taxonomy of Postal Stationery EFOs.

And, of course, a number of other ideas can be inferred from the various responses to other questions:

- ◆ Beginning EFO collecting: the basics,
- ◆ Software and techniques for inventorying an EFO collection,
- ◆ Software and techniques for preparing custom album pages,
- ◆ A (somewhat) comprehensive list of sources for EFOs,
- ◆ A description of the duties of the {insert EFOCC leadership position}.

The last one may help encourage members to volunteer for leadership positions with the club. Only one person responded positively to the question relating to upcoming election of officers for the club.

# President's & Auction Director's Report

Jim McDevitt  
cwouscg@aol.com



Extremely pleased that the issue of The EFO Collector contained a ballot for the election of Club officers to serve from July 1, 2007 to 2011.

The nominees, all, have evidenced past and on-going efforts and endeavors which have helped to make our Club the premier organization for collectors of EFO material. All are deserving of your consideration and vote.

Also, please communicate to your officers your valued, suggestions, thoughts, etc. on methods and means to better our Club.

Auction #108 has been sent to our editor. Auction #107 has just been promulgated and bidding closes June 30, 2007. Being able to offer a quarterly auction has seriously depleted the reservoir of member material I have to offer. Please submit your material to me at 3561 Country Court North, Mobile, AL 36619-5335.

Kudos' and a BRAVO ZULU to Cemil Betanov and Jerry Kasper for setting up our new Club's website. Please visit their efforts at [www.efocc.org](http://www.efocc.org).

Congratulations for member show awards at St Louis Stamp EXPO to Alvaro Pacheco, a GOLD for his "Straight Line Markings of Chile". For Tim Lindemuth, a Gold for his "20 cent U.S. Flag of 1981", also the APS post-1980 medal & U.S. Stamp Society Award.

A reminder, there will be a seminar and business meeting during StampShow 2007, Portland, Oregon, August 9 to 10, 2007.

## EFOCC Member Post

*Members are entitled to three free listings per year. Please mail or e-mail requests to Editor. See page 4 for submission form.*

**What \$100 buys you:** All MNH. 33 different US errors or 12 better quality different US errors or 10 different US airmail errors or 12 different foreign errors. Howard Frank, P. O Box 340868, Brooklyn, NY 11234.

## Help With Members' New Projects

*Free listing. Please mail or e-mail requests to Editor. See page 4 for submission form.*

I am looking for chemistry related EFOs: 945, 953, 1002, 1237, 1685, 2038, 2746, 3907. Maurice Bursey, 101 Longwood Pl., Chapel Hill, NC 27514-9584, [mauricebursey@aol.com](mailto:mauricebursey@aol.com).

The EFO Collector

# Treasurer's Report

David Hunt  
[dhhunt@ptdprolog.net](mailto:dhhunt@ptdprolog.net)



## Report for the Quarter January 1 – March 31, 2007

Beginning balance: January 1, 2007		\$6872.18
Income	Dues	\$438.00
	Advertising	\$200.00
	Samples	\$15.00
	Donation	\$20.00
		\$1113.00
Expenses	The EFO Collector printing	(\$682.84)
	The EFO Collector mailing	(\$115.80)
	Website	(\$89.75)
	President's expenses	(\$198.79)
	Awards	(\$29.43)
	ATA Membership	(\$20.00)
		(1136.61)
Ending balance: March 31, 2007		\$6848.57
Respectfully submitted, David H. Hunt, Treasurer		

## Secretary's Report

Stan Raugh  
[trex@bigplanet.com](mailto:trex@bigplanet.com)



## New Members

B. M. Walker	1344
2628 Halcyon Downs Loop	
Montgomery, AL 36117	

## Welcome Back!

Wayne Youngblood	684
P. O. Box 111	
Scandinavia, WI 54977-0111	

## Address Changes

Ann E. Lake	1268	Eugene Scheffres	LM0021
403 Cundy's Harbor Road		980 Farm Haven Drive	
Harpwell, ME 04079		Rockville, MD 20852	
Edward Santini	LM0014		
599 River Road			
New Milford, NJ 07646			

Mr. Youngblood, author of many articles on EFOs and instructor of the APS Summer Seminar on EFOs, has been awarded a year's membership in recognition of his contributions to EFOs, both in writing and teaching about them. Thank you, Mr. Youngblood, and welcome back!

# EFOCC Auction Rules for Consignors

## Preparing Lots

Please use a blank form from a recent copy of the EFO Collector. Photocopies are fine. Please use a separate form for each lot.

Secure each lot to the front of the form; attach large lots to the reverse side. Protect all items with mounts, glassine, etc., and stiffeners, if necessary, but **be sure** item/items can be easily removed by Auction Director for examination and/or photographing. Do not use staples. Attach each item so that the description can be easily read. A simple and easy way to mount lots is to do so on dealer sales cards, or in glassines mounted face down for easy removal.

Include a reserve (minimum bid) or write "none". Lots may be revised to accurately describe items; or returned if necessary. Your name and EFOCC number must be on the consignment form, however, to preserve anonymity, these are removed from the consignment sheet before sending item to successful bidders.

Send consignments to J. E. McDevitt, 3561 Country Ct. N, Mobile, AL 36619-5335. Use **insured** or **registered** U. S. Mail.

## Consignor Fees

Consignor commission is 10% of the hammer price, with a minimum bid of 50 cents per lot.

Unsold lots incur a 50 cent fee per lot, and the consignor pays return postage and insurance.

Expenses and printing constraints make it impractical to picture every lot, especially those which are large in size. The EFOCC will exercise discretion in picturing lots.

## Consignor Special Instructions

To save postage and labor, EFOCC can automatically re-submit unsold lots with lower minimums in a future auction, **if you instruct EFOCC clearly what to do.**

If you send duplicate or very similar lots, it is consignor's responsibility to state clearly if you would like to have these placed in different sales. Generally, EFOCC places all items received in the same sale to minimize paperwork.

## Consignment/Payment Timing

EFOCC receives consignments continually and prepares them for subsequent sales, roughly on a first-in/first-out basis. However, large lots may be spread over several auctions.

After the close of each sale, unsold lots are offered to bidders on a first come-first served basis for \$1 over the reserve with no buyer's commission or postage. This increases total sales, makes more bidders happy, and sells more lots for consignors, all for very little additional effort.

EFOCC needs approximately one month after auction's closing date to determine successful bidders, prepare and mail invoices, mail lots, receive payment from winners, list after sale lots and accept their offers, etc., etc. Thus, consignors can expect to receive payment about four to six weeks after an auction closes.

Lot #	Catalog	EFOCC Auction #108 – Lot Descriptions	Cat Val	Minimum Bid
1	1863f	22¢ J. Audubon, strp/4, middle stps blind perfs		\$25.00
2	2265a	21¢ Railroad Mail Car, coil pair, imperf btw	\$55.00	\$40.00
3	1856c	14¢ C. Lewis, vert pair, imperf btw	\$9.00	\$10.00
4	551	1/2¢ Nathan Hale, hor. pair w/full gutter between		\$75.00
5	2609	29¢ Flag o/White House, Coil strip/3, 50% misperfed		\$20.00
6	1299b	1¢ Jefferson, coil pair imperfed between	\$60.00	\$20.00
7	2056b	20¢ E. Armstrong, mint single, black color omitted	\$100.00	\$100.00
8	2561a	29¢ DC Bicentennial, mint single, 29 cent value omitted	\$110.00	\$100.00
9	1288	15¢ O. W. Holmes, coil pair, misperfed		\$10.00
10	2518a	F coil pair, imperfed between	\$35.00	\$22.00
11	2399a	25¢ Xmas, single, gold omitted, w/normal stamp	\$25.00	\$17.00
12	2453a	5¢ Canoe, coil pair, imperforated & miscut, w/normal pair	\$250.00	\$200.00
13	2609a	29¢ Flag o/White House, imperfed coil strip/6	\$45.00	\$32.00
14	1471a	8¢ Xmas, single, pink faces omitted, w/normal stamp	\$125.00	\$100.00
15	2484	25¢ UPC, single, dark blue engraving omitted	500/pl/4	\$90.00
16	1519a	10¢ Crossed Flags, imperfed coil strip/4	\$70.00	\$45.00
17	2523b	29¢ Mt Rushmore, coil pair, imperf between	\$20.00	\$15.00
18	2136a	25¢ Bread Wagon, coil strp/5, imperfed between	\$225.00	\$175.00
19	1843a	15¢ Xmas, imperfed, horizontal pair	\$70.00	\$55.00
20	1842a	15¢ Xmas, imperfed, horizontal pair	\$60.00	\$45.00
21	1363c	6¢ Christmas, light yellow omitted, w/normal stamp, VG-OG-NH	\$55.00	\$45.00
22	3660	37¢ Kahanamoku, vert. pair, die cut shifted 3-1/2 mm		\$10.00
23	1856	14¢ Lewis, strip 11,rt two stps imperforate between		\$100.00
24	1510	10¢ Jefferson Memorial, single, misperfed, change-of-design		\$9.00
25	2115	22¢ Flag o/Capitol, plate #8, coil strip/7, imperf transition	\$200.00	\$150.00
26	1520	10¢ Jefferson Memorial., misperfed coil strip/3	\$20.00	\$10.00
27	1608	50¢ Love of Liberty, dramatic downward shift of flame, w/normal issue	\$67.00	\$40.00
28	710	5¢ Wash, pair, rt stamp has "gashed" forehead, w/Stamp Collector article	\$50.00	\$40.00
29	1520	10¢ Jefferson Memorial., coil line strip/4, misperforated	\$30.00	\$20.00
30	2561a	29¢ D. C., single, engraved black omitted, w/normal stamp	\$110.00	\$85.00

# EFOCC Auction Rules for Bidders

## How to Bid

Please bid on a consignment form from a recent EFO Collector. A photocopy is fine. Include your EFOCC membership number. For new bidders and non-EFOCC members, please include your APS membership number. Sign your bid sheet to acknowledge acceptance of the EFOCC auction rules; unsigned forms can not be accepted. Submit bids to CWO Jim McDevitt, 3561 Country Ct. N, Mobile, AL 36619-5335, e-mail to cwouscg@aol.com.

## Bidding Precautions

Minimum bids are not estimates, but are true reserves established by the consignors. Bids below the listed reserve will not be accepted.

Bidders are responsible for inaccurate bids. Bids do not have to be typed, but, please, be sure numbers and amounts are clearly legible. Confirm phone and e-mail bids with a written bid sheet.

## Auction Bid Increments

Please use the following increments when bidding and/or assigning reserves to consignments. Lots are sold to the highest bidder at one advance over the second highest bid.

EFOCC reduces non-conforming bids to the next lower increment. For example, a bid of \$39.50 will be entered as \$39.00.

## Special Bidding Instructions

As the EFOCC auction is a small auction, special instructions can not be easily accommodated. EFOCC can not accept "BUY" bids, nor "INCREASE BY...%" bids.

**Please, make your final, best, and highest bid and you will get the lot at the lowest price available.**

## Bidders' Payments

A 10% buyer's premium is added to the hammer price of each lot. Buyers pay postage, plus insurance on lots valued at over \$10.00.

Payment is due upon receipt of invoice. If you will be out of town for a while just after an auction closes, or are moving to your summer home about that time, please let EFOCC know at the time you place your bids.

## Returning Lots

Within five (5) days of receipt of awarded lots, you may return any lot which is not described correctly provided such lot is still in its original condition. If an expertising certificate is a condition of bidding, please inform EFOCC of this before auction closes.

## One Final Request

Please **bid generously on donation lots** whose monies go entirely to the benefit of the EFOCC.

31	1305	6¢ F. D. R., coil line strip/3, 50% misperfed	\$40.00	\$35.00
32	2523b	29¢ Mt Rushmore, coil pair, imperfed between	\$20.00	\$15.00
33	2603a	Bulk Rate, coil pair, imperfed between	\$25.00	\$17.00
34	2609a	29¢ Flag o/Mount Rushmore, coil pair, imperfed between	\$15.00	\$10.00
35	901	2¢ defense, vertical strip/4, smeared inking		\$12.00
36	689	2c Washington, plate block/3, corner fold, crazy perforations		\$30.00
37	538a	1c Washington, blk/4, horizontally imperfed	\$200.00	\$135.00
38	499	2¢ Washington, blk/4, appears to be imperf-middle hor. blind perfs shifted 15mm	\$150.00	\$120.00
39	499	2¢ Washington, blk/4, hor blind perfs thru to of Washington's head		\$60.00
40	2521a	1991 make-up rate, imperfed coil pair	\$100.00	\$75.00
41	1480-83	8¢ Tea Party, block of 4, missing most of dark blue, with normal block		\$25.00
42	1231	3¢ Parkman, block of 8, mint, smeared printing		\$5.00
43	1592	10¢ Right of Redress, plate block/4, vert. perfs shifted left 3 mm		\$16.00
44	807b	3¢ Jefferson, bklt, 2 miscut panes, left stamps are 23mm wide, right stamps are 12 mm wide		\$15.00
45	1737a	15¢ Rose, 2 panes, vertical misperfed 5.5mm to right on each pane		\$30.00
46	1208	5¢ Flag o/White House, block/4, vertical perforation shift to the left		\$15.00
47	2897	32¢ Flag o/porch, booklet panes, roulette shift, left stamps 20mm wide, right 32mm wide		\$40.00
48	1288b	15¢ Holmes, bklt, 3 panes misperfed, left stamps are 10mm wide, right stamps are 33mm wide		\$45.00
49		18¢ Architecture, bottom margin blk/4, horizontal perfs shifted up		\$18.00
50	1876-79	18¢ flowers, plate block w/corner color fold, extra appendage w/full pink color block		\$30.00
51	294	1¢ Fast Lake Navigation, single, corner fold, extra perfs		\$25.00
52	2544	\$3 space shuttle, single, heavy red print		\$10.00
53	807	3¢ Jefferson, single, dry print, light inking		donation
54	405	3¢ Washington, single, heavily smeared		\$3.00
55	1510	10¢ Jefferson Memorial, single, no gum, horizontal perf shift		donation
56	557	5¢ Roosevelt, used single, full gutter top		\$8.00
57		4¢ Lincoln, used coil single, partial plate number at top		donation
58		10¢ Jefferson Memorial, coil strip/4, miscut		donation
59	1229	5¢ Washington, miscut booklet single		donation
60	1288b	15¢ Holmes, bklt pane of 8, misperforated, left stamps 12mm wide, right stamps 34mm wide		\$20.00
61	C64c	8¢ airmail, miscut pane, partial plate number 28050		\$3.00
62	901	3¢ Defense, 2 pairs, one 1 perf hole, other 3 perf holes		donation
63	C79a	13¢ airmail, miscut pane, partial plate #34790		\$7.00
64	1036a	4¢ Lincoln, miscut pane, partial plate # 27215		\$5.00
65	1395b	8¢ Eisenhower, very nice miscut pane		\$8.00
66	1474	8¢ Stamp Collecting, plate block/4, brown color shifted to lower left		\$10.00
67	2544	\$3 Space Shuttle, plate block/4, H/heavy red print, intaglio blue shift - see plate #		\$45.00
68	2544	\$3 Space Shuttle, plate block/4, intaglio blue shifted down, see plate #		\$25.00
69	1555	10¢ D. W. Griffith, used single, double printing		donation
70	804	1¢ Washington, used single, vertical perf shift		donation
71	806	2¢ Adams, vertical pair, perforation split each stamp		\$25.00
72	1546	13¢ One Nation, misperfed, change-of-design		\$7.00
73	2153	22¢ Social Security, very nice guttersnipe		\$10.00
74	65	3¢ Washington, used single, no gum, misperfed		\$15.00
75	1616	9¢ Right of Assembly, coil pair, part plate numbers		\$13.00
76	1520b	10¢ Jefferson Memorial, coil pair, imperforate	\$35.00	\$25.00
77		15¢ Holmes, coil pair, miscut, produces color bar at top		donation
78		Dummy test coil, mint pair		donation
79	1759	15¢ Viking Missions, single, missing portion of colors		\$15.00
80	846	6¢ Adams, line pair, part plate #24858		\$5.00
81	1520	10¢ Jefferson Memorial, misperfed coil line pair		\$12.00
82	C78a	11¢ airmail, ZIP plate block/4, part plate #32965		\$8.00
83	1213	5¢ Washington, plate block/4, ghosting of plate number		\$6.00
84	1538-41	10¢ minerals, block/4, green color shift upper right stamp		\$7.00
85		6¢ F. D. R., miscut booklet pane of 8		donation
86	1393	Miscut bklt, each upper stamp has Eisenhower USA top & bottom, Jefferson "1" top & bottom		\$15.00
87	1520	10¢ Jefferson Memorial, misperfed coil line pair		\$13.00
88	1898Ab	4¢ Stage Coach, misperfed coil pair		\$3.00
89	1304	5¢ Washington, miscut coil pair		\$7.00
90	1352-3	6¢ Flags, vertical pair, downward color shift of yellow (top) & red (bottom)		\$3.00
91	703	2¢ Yorktown, black vignette shifted to the right		\$4.00
92	1930	10¢ Architecture, very nice misperforation		\$9.00
93		3¢ Jefferson, plate block of 20, plate # badly smeared, unique		\$20.00
94	1475	8¢ Love, ZIP strip of 20, red color shifted down 1mm		\$5.00
95	1703	13¢ Christmas, plate strip of 20, Grey plate #s are badly smeared		\$10.00


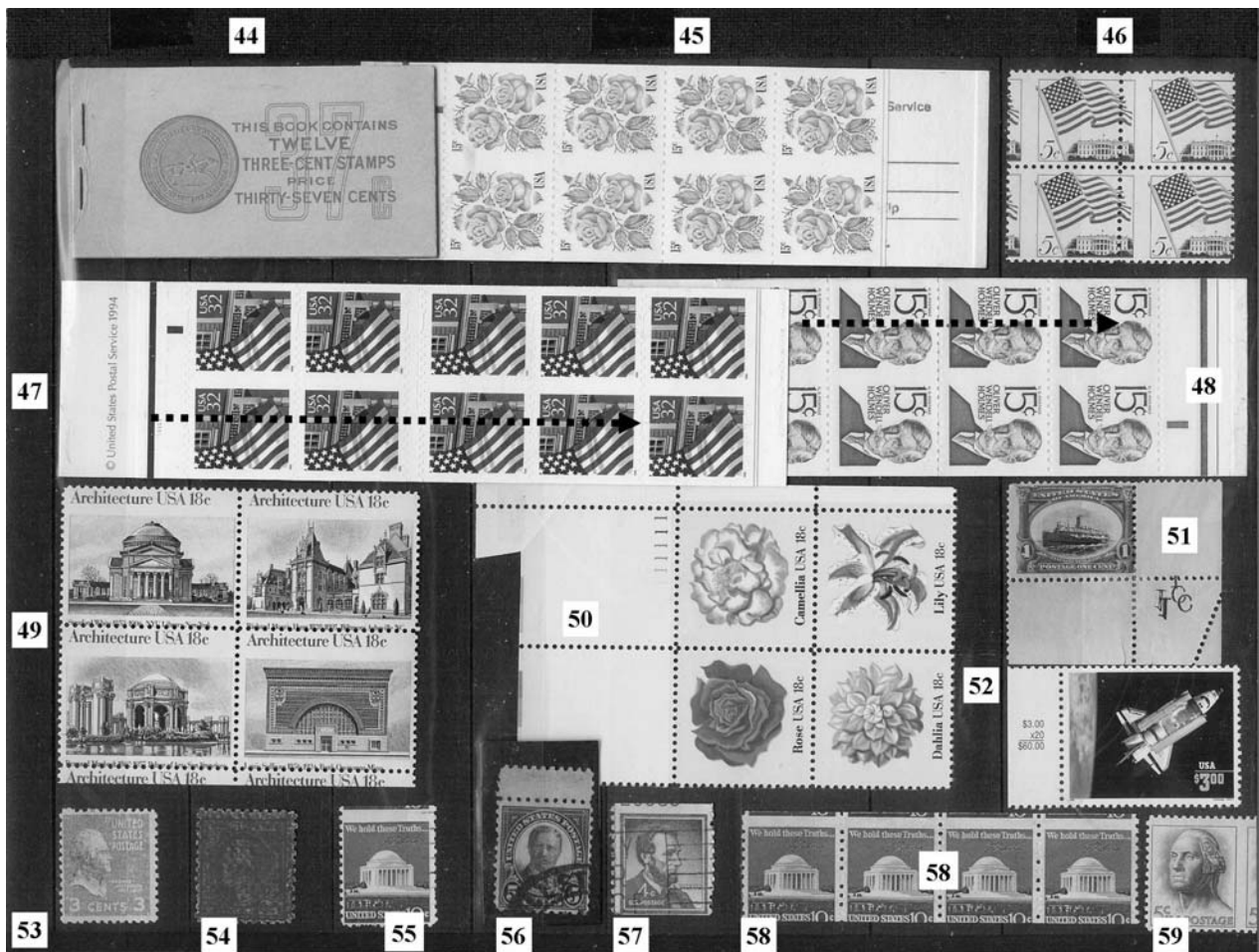
*Auction 108 closes on August 31, 2007.*

*View auction pictures at [www.efocc.org](http://www.efocc.org)*





*Auction 108 closes on August 31, 2007.  
View auction pictures at [www.efocc.org](http://www.efocc.org)*





*Auction 108 closes on August 31, 2007.  
View auction pictures at [www.efocc.org](http://www.efocc.org)*



*Auction 108 closes on August 31, 2007.  
View auction pictures at [www.efocc.org](http://www.efocc.org)*

# EFOCC Auction Consignment Form

EFOCC use – only ⇨ AUCTION #:

LOT #:

Consignor: _____ Address: _____  Telephone: (____) - _____ Email/Fax: _____ EFOCC Membership No: _____ APS Membership No: _____	Country (if not U.S.) _____ Catalog No. _____  Catalog Value: _____	Condition (circle): NH LH HH HR NG USED  Please check if this is a donation lot: <input type="checkbox"/>  Please note Minimum Bid: \$ _____
---	--	--

Description of item: {Please note any faults and fasten lots below this line or on the reverse side}

*Instructions:* Fill in all information. Attach each lot to the front of one form, using a stock card, face-down glassine or other mount. Use separate rigid sheet for larger lots and attach a completed form. No staples - please. Make sure it is easy for us to remove and re-insert each lot.



Send consignment form(s) with lot(s) to: **McDevitt, 3561 Country Ct. N, Mobile, AL 36619-5335**

*For your protection, we recommend that you send lot(s) by registered or insured mail.*



## EFOCC Auction Bid Sheet

Name: \_\_\_\_\_ EFOCC #: \_\_\_\_\_ *New Bidders.....APS Membership appreciated:* \_\_\_\_\_  
 Address: \_\_\_\_\_ Phone: (\_\_\_\_) \_\_\_\_\_ *Please limit my purchases to:* \_\_\_\_\_  
 City: \_\_\_\_\_ State: \_\_\_\_\_ Zip: \_\_\_\_\_ \$ \_\_\_\_\_

Please execute the following bids for me in EFOCC Auction # \_\_\_\_\_

{Signature - all bid sheets must be signed}




{Date}

Earliest postmark wins tie bids!!

Lot#	Bid	Lot#	Bid	Lot#	Bid	Lot#	Bid	Lot#	Bid	Lot#	Bid

*Postage will be charged to the bidder. A 10% buyer's premium will be added to successful bids.*

Mail bid sheets to: **McDevitt, 3561 Country Ct. N, Mobile, AL 36619-5335**



# OUR CATALOGS SPEAK VOLUMES...

A Shreves auction catalog says a great deal about our company. Unsurpassed attention to detail. In-depth philatelic knowledge. Award-winning marketing expertise. Record-breaking prices realized. Teamed with our famous "First Class" service for every client, Shreves has been able to attract many of the most well-known and acclaimed collections to come on the auction market. Discerning buyers and sellers alike know that high quality U.S. and foreign stamps and covers deserve a superior catalog – and auction firm – that continues to set the standard for excellence.



**SHREVES**  
PHILATELIC GALLERIES, INC.  
800 556 STAMP 800.556.7826  
[www.shreves.com](http://www.shreves.com)

## Dallas & New York

14131 Midway Road, Suite 1250 • Addison, Texas 75001-9829 • 972/788-2100 • FAX 972/788-2788  
145 West 57th Street, 18th Floor • New York, N.Y. 10019 • 212/262-8400 • FAX 212/262-8484

# The EFO Collectors' Club

4217 8<sup>th</sup> Avenue

Temple, PA 19560

DATED MATTER

POSTMASTER, DO NOT

DELAY DELIVERY

*Return Service Requested*



*Auction 107 closes on  
August 31st, 2007.*